


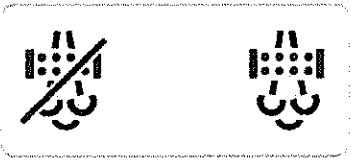





Module: Simplot Display (MD4-7[0])







\*UPDATED 1-13-20\*

Pin	Name	Channel	Description
✓ C1:1	-BAT	GND BAR	
✓ C1:2	CAN-A-L	<del>APP ORC30RLOAD</del> DIAGNOSTIC - MD4/611	
✓ C1:3	CAN-B-L	EXPANSION - MD4/XL43/XL44	
✓ C1:4	CAN-C-L	ENGINE - MD4/ENGINE	
✓ C1:5	CAN-D-L	KEYPADS - MD4/KEYPADS	
C1:6	ADDR-L		
C1:7	ADDR-H		
✓ C1:8	CAN-D-H	KEYPADS	
✓ C1:9	CAN-C-H	ENGINE	
✓ C1:10	CAN-B-H	EXPANSION	
✓ C1:11	CAN-A-H	DIAGNOSTIC	
✓ C1:12	+BAT	FUSE BLOCK #1 / FUSE-5 10A	
✓ C2:1	VIN-A	JS Analog Input [MV]	
C2:2			
✓ C2:3	DIN-A	SEAT SAFETY SWITCH	
✓ C2:4	DIN-B	DIGGER BED UP	
✓ C2:5	DIN-C	DIGGER BED DOWN	
✓ C2:6	DIN-D	DISPLAY PAGE INC	
✓ C2:7	DIN-E	DISPLAY PAGE DEC	
✓ C2:8	DIN-F	NEUTRAL SAFETY	
C2:9			
C2:10			
C2:11	+VREF		
✓ C2:12	+RTC	REAL TIME CLOCK - CONSTANT POWER - FUSED	



\*UPDATED  
~~1-10-20~~  
 1-13-20



5806-1



5806-2



5803-1