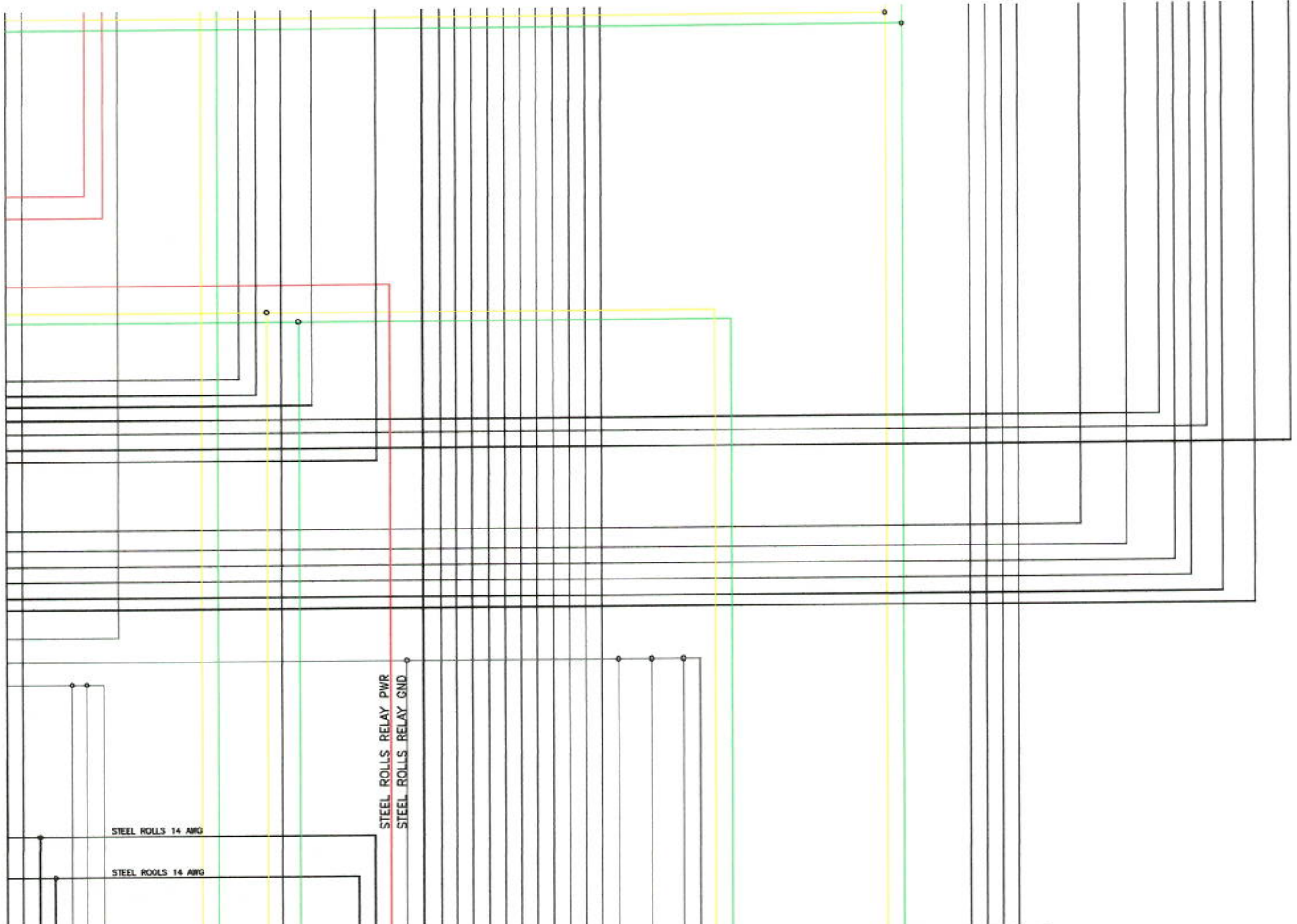


#12091

Weekly

4RSPH $\frac{W}{65}$ "LATH



FRONT CONNECTOR

DEUTSCH

12 13 14 15 16 17 18 19 20 21 22 23 24 25 26 27 28 29

12 13 14 15 16 17 18 19 20 21 22 23 24 25 26 27 28 29

DEUTSCH

1x 16-04477 GASKET
 1x 2411-001-2405 PANEL NUT
 1x 2414-001-2486 LOCK WASHER
 4x 0460-204-12141 PIN
 5x 0460-202-2031 PIN
 3x 0460-010-20141 PIN
 16x 0460-202-16141 PIN

CENTER CONNECTOR

DEUTSCH

01 02 03 04 05 06 07 08 09 10 11 12 13 14 15 16 17 18 19 20 21 22 23 24 27 29 25 26 28 20

DEUTSCH

1x 16-04477 GASKET
 1x 2411-001-2405 PANEL NUT
 1x 2414-001-2486 LOCK WASHER
 4x 0460-204-12141 PIN
 5x 0460-202-2031 PIN
 3x 0460-010-20141 PIN
 16x 0460-202-16141 PIN

FRONT CONNECTOR

CENTER CONNECTOR

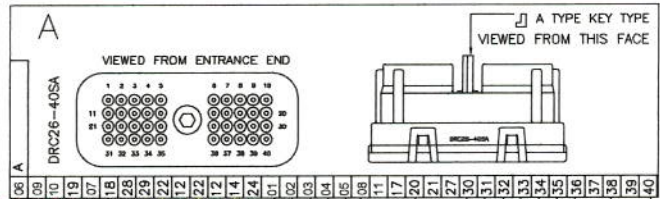
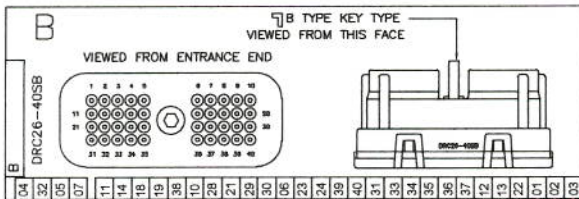
DTS FLUID POWER 3540 BUSCH DRIVE GRANDVILLE, MI 48848 616-535-5758					DRAWING DESCRIPTION	
					ADVANCE FARM EQUIPMENT	
					POTATO HARVESTER	
					HEARTLAND 2018	
					CENTER CONTROL PANEL	
					DRAWN BY	REVISION
					DREW	0
					***** APE-HEARTLAND_18_CENTER_PANEL_0.3	

2

1

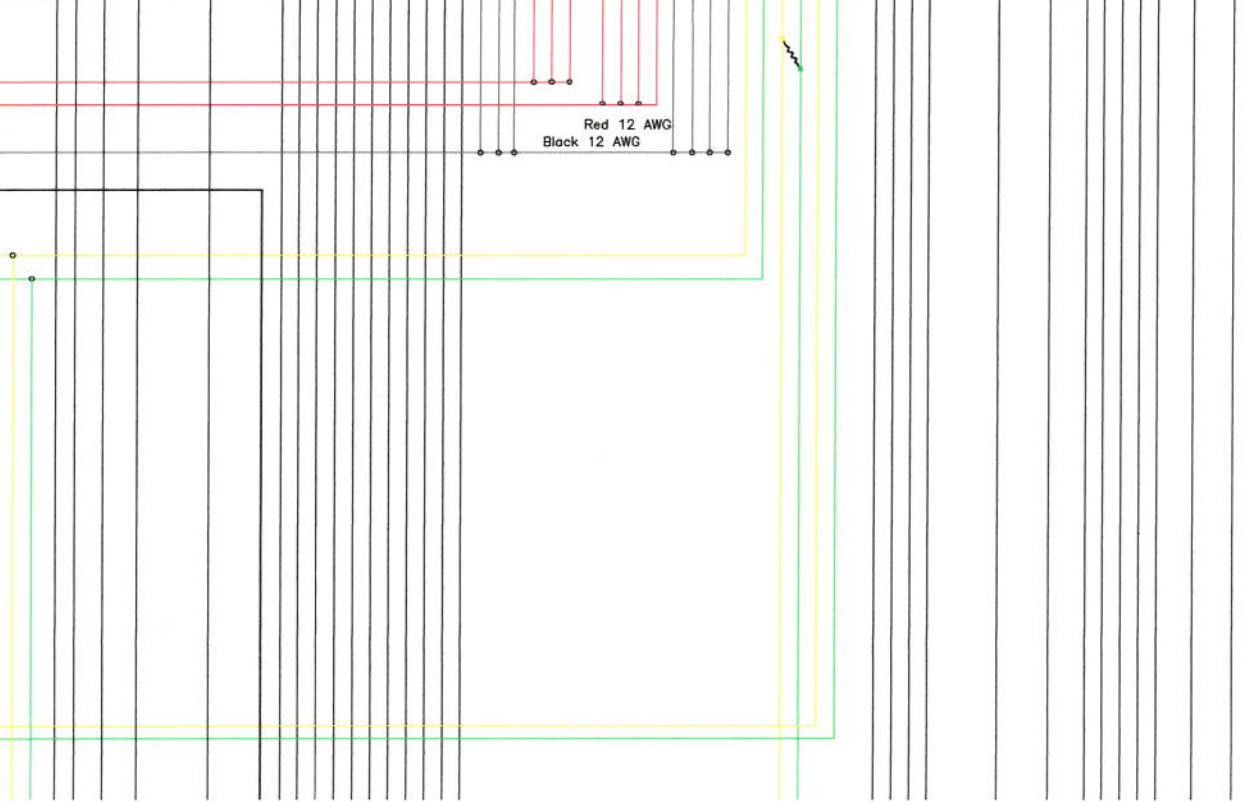
C
B
A

MASTER CCU



04	UNUSED PWM3_4A
05	UNUSED PWM6_4A
06	SEAT SWITCH INPUT
07	SENSOR PWR (+5 VDC)
11	SENSOR GND FUEL SENDER
14	A/C LOW PRESSURE SWCH
18	UNUSED PWM5_4A
19	FUEL SENDER IN
20	WHITE 18 AWG
21	WHITE 18 AWG
22	WHITE 18 AWG
23	WHITE 18 AWG
24	WHITE 18 AWG
25	WHITE 18 AWG
26	WHITE 18 AWG
27	WHITE 18 AWG
28	WHITE 18 AWG
29	WHITE 18 AWG
30	STEEL ROLLS SPEED INC
31	BOOM OUTER UP
32	STEEL ROLLS SPACE IN
33	STEEL ROLLS SPACE OUT
34	BOOM OUTER DWN
35	RIGHT STAR SPD
36	LEFT STAR SPD
37	BOOM SWING IN
38	BOOM SWING OUT
39	BOOM LIFT DWN
40	Black 18 AWG
41	Black 18 AWG
42	Black 18 AWG
43	Black 18 AWG
44	Red 18 AWG
45	Red 18 AWG
46	Red 18 AWG
47	Red 18 AWG
48	Red 18 AWG
49	Red 18 AWG
50	Red 18 AWG
51	Red 18 AWG
52	Red 18 AWG
53	Red 18 AWG

06	Red 18 AWG
07	Red 18 AWG
08	Red 18 AWG
09	Red 18 AWG
10	Red 18 AWG
11	Red 18 AWG
12	Red 18 AWG
13	Black 18 AWG
14	Black 18 AWG
15	Black 18 AWG
16	Black 18 AWG
17	Black 18 AWG
18	Black 18 AWG
19	Black 18 AWG
20	Black 18 AWG
21	Black 18 AWG
22	Black 18 AWG
23	Black 18 AWG
24	Black 18 AWG
25	Black 18 AWG
26	Black 18 AWG
27	Black 18 AWG
28	Black 18 AWG
29	Black 18 AWG
30	Black 18 AWG
31	Black 18 AWG
32	Black 18 AWG
33	Black 18 AWG
34	Black 18 AWG
35	Black 18 AWG
36	Black 18 AWG
37	Black 18 AWG
38	Black 18 AWG
39	Black 18 AWG
40	Black 18 AWG
41	Black 18 AWG
42	Black 18 AWG
43	Black 18 AWG
44	Black 18 AWG
45	Black 18 AWG
46	Black 18 AWG
47	Black 18 AWG
48	Black 18 AWG
49	Black 18 AWG
50	Black 18 AWG
51	Black 18 AWG
52	Black 18 AWG
53	Black 18 AWG

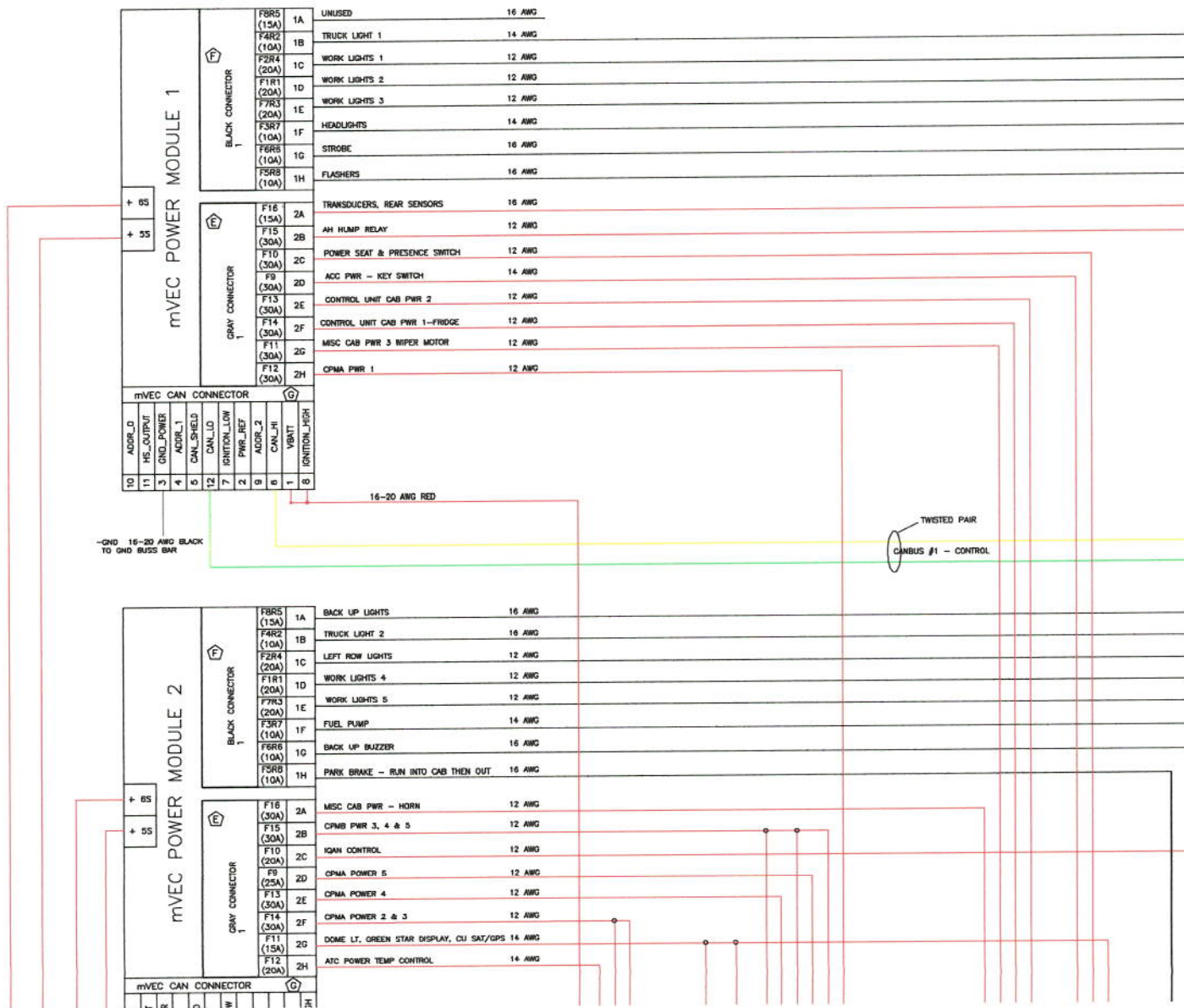


FF

D

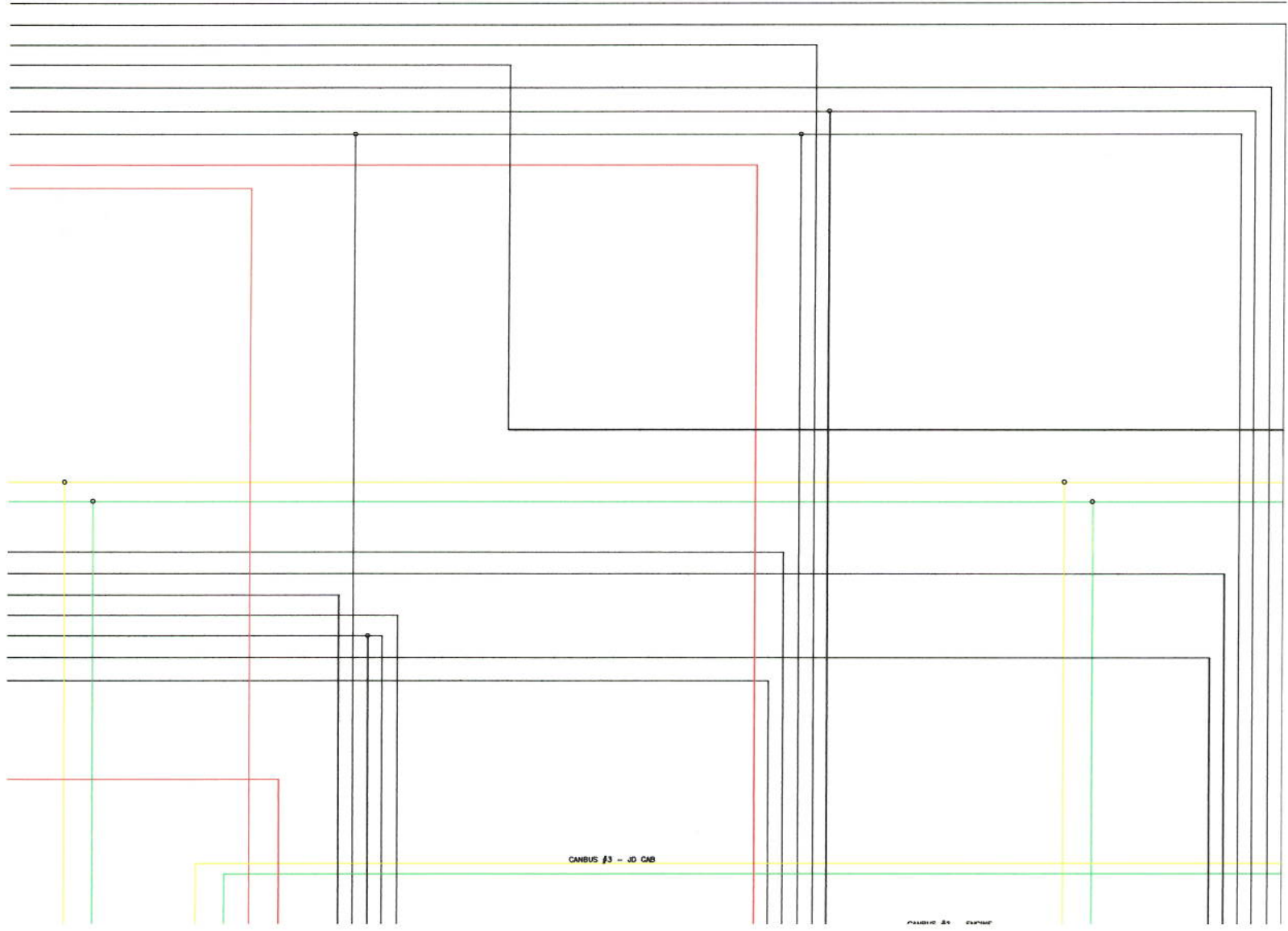
E

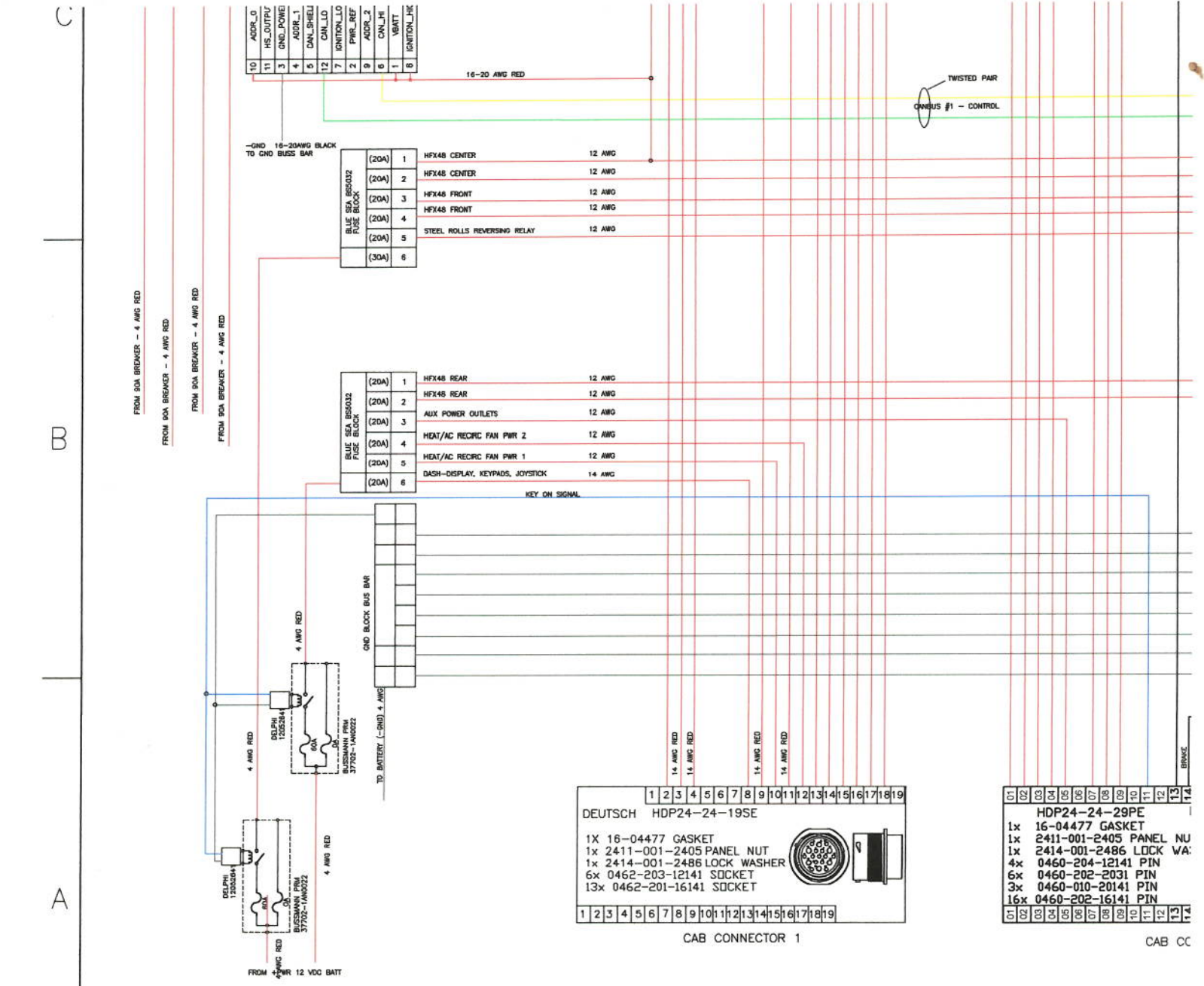
D



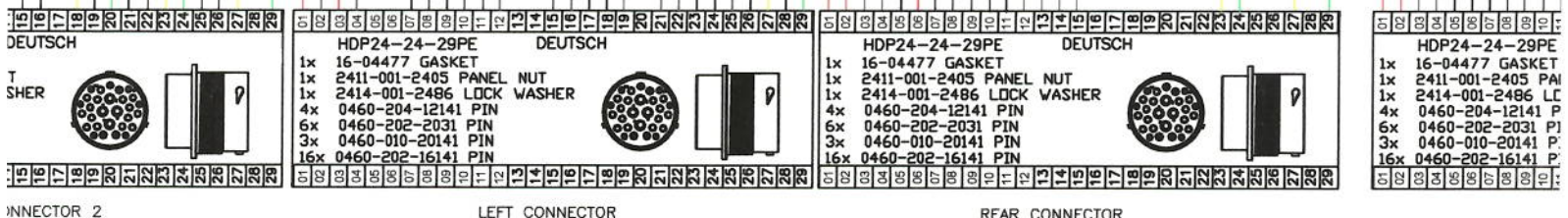
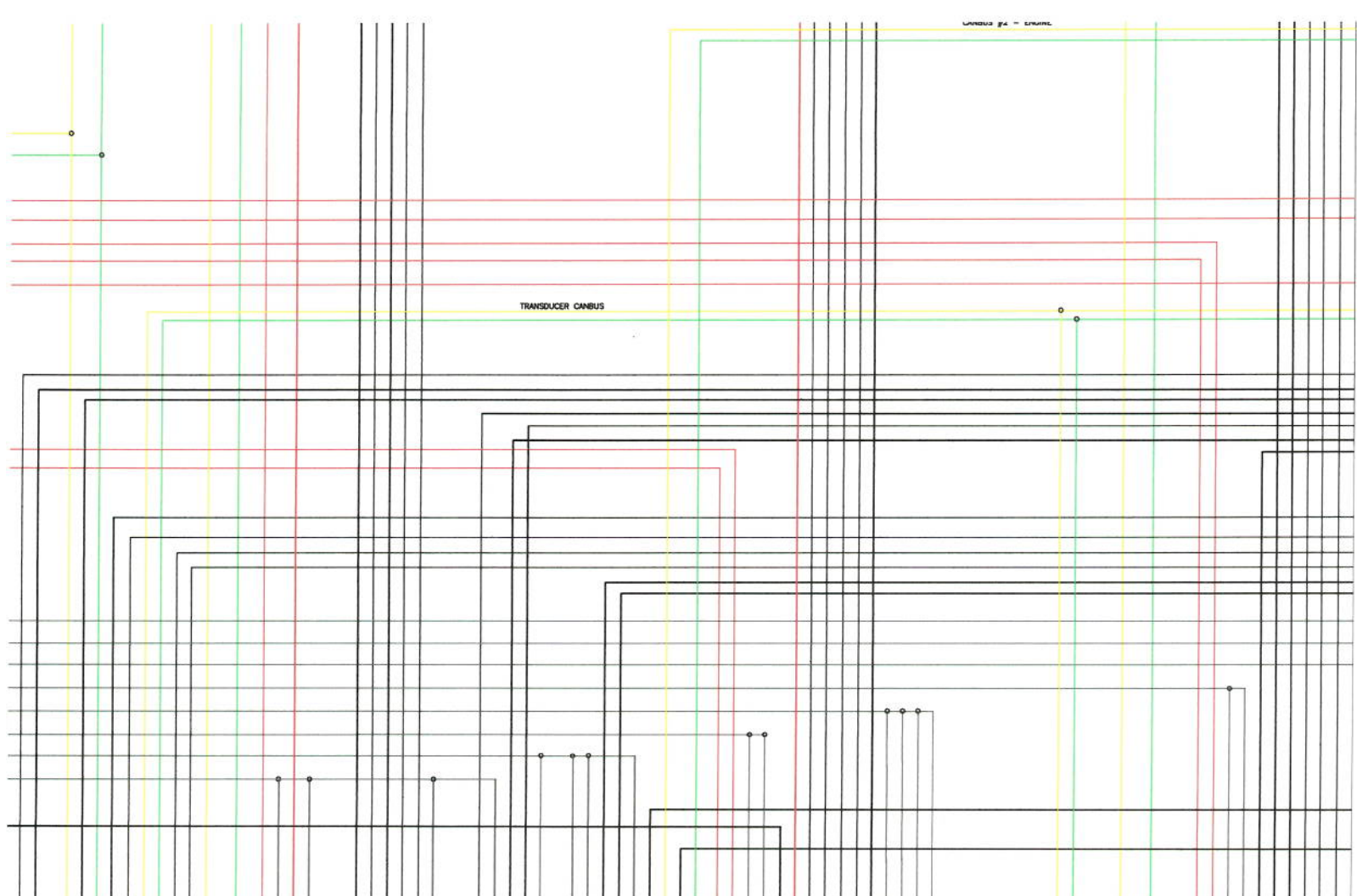
4

3





THIS DRAWING AND ITEMS ON THE DRAWING ARE BASED SOLELY ON SPECIFIC REQUIREMENTS THAT THE BUYER HAS CONVEYED TO THE SELLER. THIS DRAWING SHOULD BE USED ONLY BY SKILLED PERSONS WHO WILL PROPERLY EVALUATE THE SUITABILITY OF THE DRAWING AND ITEMS FOR BUYER'S PURPOSE, AND WHETHER THEIR USE WILL VIOLATE ANY PATENT OR OTHER INTELLECTUAL PROPERTY RIGHTS. **SELLER MAKES NO EXPRESS OR IMPLIED WARRANTY OF MERCHANTABILITY AND SELLER MAKES NO EXPRESS WARRANTY OF FITNESS FOR A PURPOSE.** SELLER SHALL, AT SELLER'S ELECTION, REPAIR OR REPLACE ITEMS THAT DO NOT MEET SELLER'S WRITTEN SPECIFICATIONS FOR THE ITEMS. THIS REMEDY IS BUYER'S SOLE REMEDY AND SELLER SHALL NOT BE LIABLE FOR ANY INCIDENTAL OR CONSEQUENTIAL DAMAGES. BUYER SHALL INDEMNIFY SELLER AND HOLD SELLER HARMLESS FROM ALL CLAIMS RELATED TO THE DESIGN AND TO THE FAILURE OF ITEMS REPRESENTED ON THE DRAWING.



- * USE GXL WIRE 16 AWG UNLESS OTHERWISE SPECIFIED. *
- * LABEL WIRE AS SHOWN * (MAY END UP USING NUMBERS)
- * GROUNDS CAN BE RUN AS NEEDED *

4

3