#19096

NCSU

IRPTH

NCSU #054109
MODEL # 1RPTH

HOSES

3/8" HOSE
- 36"
- 36"

3/8" HOSE FITTINGS
(4) 10643-6-6
(08 FJX-ST)

1/2" HOSE
- 144"
- 36"
- 58"
- 32"
- 42"
- 30"
- 16"
- 26"
- 24"
(3) 96"

1/2" HOSE FITTINGS
(11) 10643-8-8
(08 FJX-ST)
(1) 13943-8-8
(08 FJX-90)
(2) 10143-8-8
(08 MP-ST)

3/4" HOSE
(4) • 26"
(2) • 19"
- 14"
- 15
- 20"
- 10"
- 32"
- 24"
- 18"
- 30"
- 65"
- 56"
- 42"
- 38"
- 48"
- 96"

3/4" HOSE FITTINGS
(34) 10643-12-12
(12 FJX-ST)
(8) 13943-12-12
(12 FJX-90)

ADAPTORS

3/4"

(2) 3/4" LONG SWEEP 90 (504095-12S)

(12) 3/4" SWEEP 90° (500454-12)

(7) 3/4" SWEEP 45° (3773-12)

(4) 3/4 ORING x 3/4 MJIC (6400-12-12)
(1) 3/4" ORING x 3/4 JIC LONG (6400L-12-12)
(4) 3/4" RUN TEE (6602-12)

(2) 3/4" PIPE x 1/2" JIC (2404-08-12)

(3) 3/4" x 3/4 JIC (2404-12-12)

1/2"

(8) 1/2" SWEEP 90° (500454-8)

(1) 1/2" LONG SWEEP 90° (504095-8)

(4) 1/2" ORING x 1/2" JIC (6400-08-08)

(2) 1/2" JIC x 5/8" ORING (6400-08-10)

ADAPTERS CONT.

3/8"

② 3/8" SWEEP 45° (6702-06-06)

② 3/8" RUN TEE (6602-06)

① 3/8" ORING x 3/8" JIC 90° (6801-06-06)

③ 3/8" ORING x 3/8" JIC (6400-06-06)

MISC

②6505-08-08

② PN-600 2017-00060

② 2404-08-06

① CMC-1620-90

① 2406-06-08

① C71-4D Miracle Coupler

PIPE

(2) 1 1/4" x 3/4" BUSHING (BK 3/220)

(1) 1/8" PIPE Plug (BK 202)

(1) 1/8" PIPE ST 90 (BK 402)
(1) 3/4" x 1/2" BUSHING

HYD. TANK

(2) V500 P-24
(1) SF 150-25-S-1
(1) SF 150
(1) 2021-0615 B
(1) BF 12
(1) BK 121232
(1) LE-10 FILTER 2015-0014?
(1) FT 125 1 1/4" BARB

MOTORS

(5) (1) 104-1067

FLOW CONTROL

(4) 2017-06004

PTO Pump

(1) OMR. 20-90

VALVES

(1) 2017 - 11304 (PRIMARY BYPASS VALVE)
(2) 2017 - 18001
(1) 2017 - 18000
(2) 2017 - 18002
(1) 2017 - 18003
(2) 019 - 30109
~~(2) 2017 - 00000~~

CYLINDER

(1) 211349 3" x 10" STEERING CYL.
(2) 211309 2" x 20" DIGGER BED LIFT CYL.

SUCTION HOSE

(12') 881-20 1 1/4" SUCTION HOSE
(2) HC 125 CLAMP 1-1/4"

ELECTRICAL

(3) SWITCH BOOT (2001 - 0241)

(1) ON/OFF SWITCH (2001 - 0158)

(2) ON/OFF/ON SWITCH (2001 - 0120

(1) 2522 STRAIN RELIEF

(55') 2001 - 1147 1/4" LOOM
(14') 2001 1148 1/2" LOOM
(206') 2001 - 0077 14 ga THHN

(1) ATO FUSE HOLDER 2001 - 1113 30 AMP 2001-0728

(1) 2001 - 0561 4x4 ENCLOSURE

(5) 2001 - 0169 HIRCHMANN RUG w/ LED & GASKET

(20') WG 12 12 ga WIRE

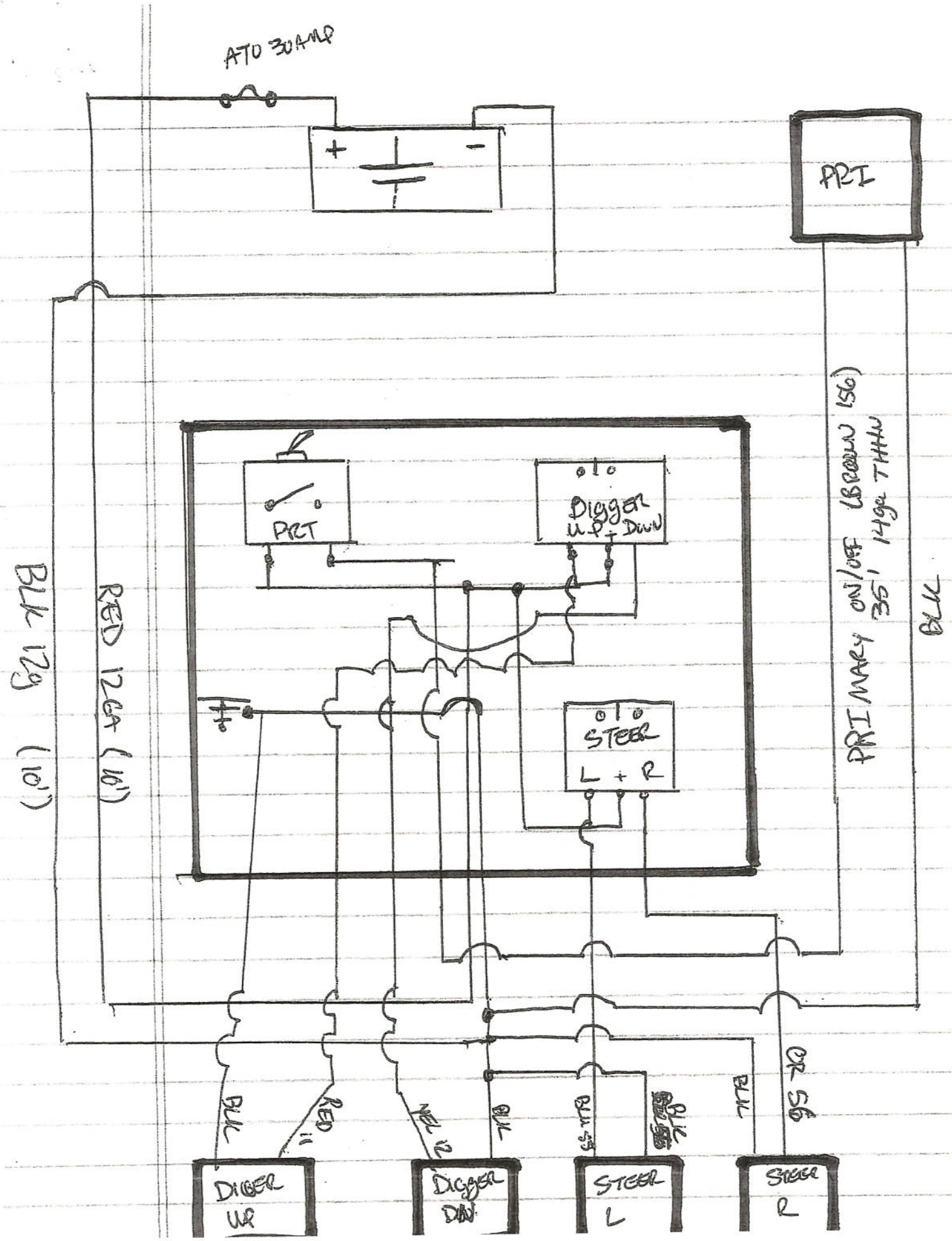

ATO 30AMP
+
-
PRI
PRT
Digger
UP + DOWN
STEER
L + R
BLK 12g (10')
RED 12GA (10')
PRIMARY ON/OFF (BROWN 156)
35' 14ga THHN
BLK
BLK
RED 11
YEL 12
BLK
BLK 55
BLK
BLK
OR 56
DIGGER UP
DIGGER DN
STEER L
STEER R

BATTERY + (RED AWG 12ga) @ 10'
BATTERY - (BLACK AWG 12ga) @ 10'
(ATO 30AMP FUSE HOLDER INLINE ON + @ BATTERY END

PRIMARY + (BROWN THHN 14ga) @ 35' BROWN 156
PRIMARY - (BLACK THHN 14ga @ 35'

LEFT STEER + (BLUE THHN 14ga) @ 17' BLUE 55
LEFT STEER - (BLACK THHN 14ga) @ 17'

RIGHT STEER + (ORANGE THHN 14ga) @ 17' ORANGE BL
RIGHT STEER - (BLACK THHN 14ga) @ 17'

DIGGER BED UP + (RED THHN 14ga) @ 17' RED 11
DIGGER BED DOWN - (BLACK THHN 14ga) @ 17'

DIGGER BED DOWN + (YELLOW THHN 14ga) @ 17' YELLOW 12
DIGGER BED DOWN - (BLACK THHN 14ga) @ 17'

(GROUNDS SPLICED @ 14' OUT)

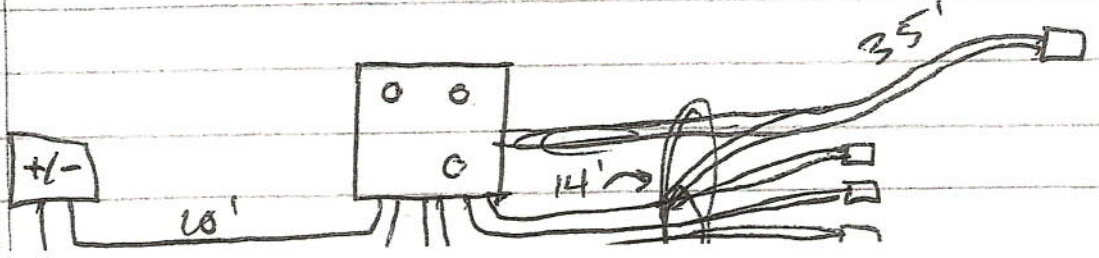

156 PRIMARY – BROWN

RED/BLACK

55 STEER L = BLUE
56 STEER R = ORANGE

11 DIGGER BED UP = RED
12 DIGGER BED DOWN = YELLOW

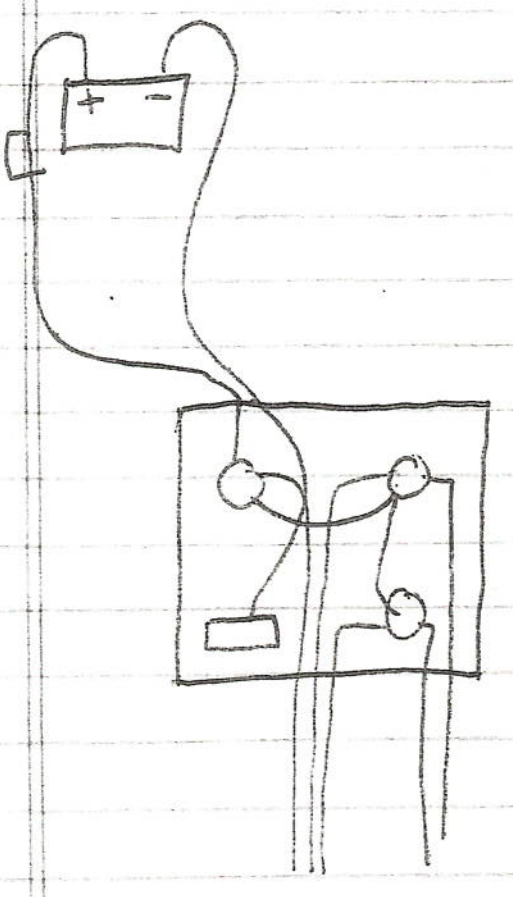

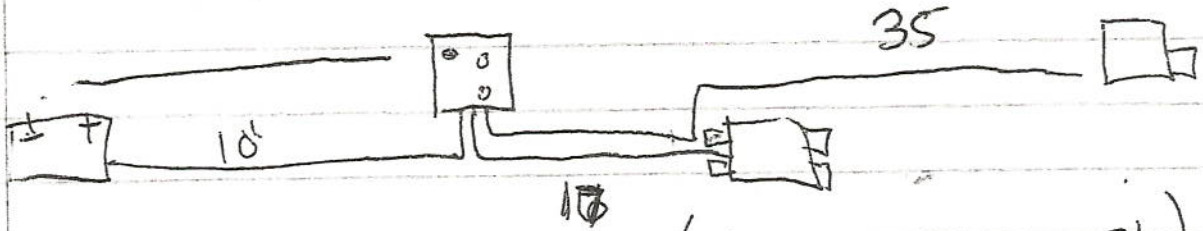

(GROUNDS SPLICED 3' BACK)

DECALS

(2) LARGE LENCO

(2) AFE

(2) SMALL LENCO

(4) HIGH PRESSURE HYD. (SLW 201) II

(2) PINCH POINT (2001-12)

(1) FALLING DEBRIS (2002-21)

(1) THROWN OBJECT (2002-14)

(8) ROTATING WARNING (2002-16) I

(4) MOVING PART HAZARD (2002-07) III

~~SLOW~~

1- 2002-01 SLOW MOVING SIGN

SALES ORDER

Advanced Farm Equipment LLC
5773 Crystal Road
Vestaburg MI 48891
(989) 268-5711

Sales Order Number 054110

Sales Order Date 01/25/19

Page 1

SOLD TO Advanced Farm Equipment
5773 Crystal Road
Vestaburg, MI 48891

SHIP TO Advanced Farm Equipment, LLC
5773 Crystal Road
Vestaburg MI 48891

P.O. Number		**Terms**	Cash on Del.
Ship Via	N/A	**Salesperson**	Greg Merrihew
Project Code	N/A	**Required**	01/25/2019
Ship Number			

ITEM	ORDERED	SHIPPED	BO	DESCRIPTION	PRICE	AMOUNT	TAX
419096-626	1.000			19096 Electrical 19096 NCSU 1RPTH		ea	

QTY	Description

QTY	Description

SALES ORDER

Advanced Farm Equipment LLC
5773 Crystal Road
Vestaburg MI 48891
(989) 268-5711

Sales Order Number 054111

Sales Order Date 01/25/19

Page 1

SOLD TO Advanced Farm Equipment
5773 Crystal Road
Vestaburg, MI 48891

SHIP TO Advanced Farm Equipment, LLC
5773 Crystal Road
Vestaburg MI 48891

P.O. Number		**Terms**	Cash on Del.
Ship Via	N/A	**Salesperson**	Greg Merrihew
Project Code	N/A	**Required**	01/25/2019
Ship Number			

ITEM	ORDERED	SHIPPED	BO	DESCRIPTION	PRICE	AMOUNT	TAX
419096-636	1.000			19096 Other Finish 19096 NCSU 1RPTH		ea	

QTY	Description

QTY	Description

N.C.S.U #19096

Other Finish BOM
W.O. #054111

QTY	PART NO	DESCRIPTION	MISC
1	2002-01		Slow Moving Sign
2	2002-05		Large Lenco
2	2002-06		Small Lenco
4	2002-08		Hi Press Fluid
2	2002-12		Pinch Point Vertical
1	2002-21		Falling Debris
1	2002-14		Thrown Object
8	2002-16		Danger- To prevent serious injury...
4	2002-07		Warning-Moving part hazard
4	2030-02056	DSR-2460	24" Coulter Blade
4	007-30011-1		Coulter Cap Protector
2	2035-01011	R5FBRRCU2	3 1/2" Rubber w/ 5" Flange
33	2035-00004		4" Black Ace
33	2035-07002		1 1/2" Standoff
18	2035-01009		3 1/2" Steel w/5" Flange
3	2035-01001		3 1/2" Kryptane w/5" Flange
2	2035-01030	R8FBRSU2	3 1/2" Steel w 8" Flange
8	2035-05005	R37AUAB1	4" Vibrator Roller W/Standoff
6	2035-03001	R11AY1	4" Steel Carrier w/standoff
2	2035-H42M10RB5	Primary Sprocket	
2	2035-H45M10RB5X	Cross Sprocket	
2	2035-H36M12RB5X	Sort Sprocket	
2	012-40005	Digger Nose	
1	013-30029	Blade "Point in Center"	
1	013-30024	Center Point	Cut in Half for Sides

SALES ORDER

Advanced Farm Equipment LLC
5773 Crystal Road
Vestaburg MI 48891
(989) 268-5711

Sales Order Number 054109

Sales Order Date 01/25/19

Page 1

SOLD TO Advanced Farm Equipment
5773 Crystal Road
Vestaburg, MI 48891

SHIP TO Advanced Farm Equipment, LLC
5773 Crystal Road
Vestaburg MI 48891

P.O. Number		**Terms**	Cash on Del.
Ship Via	N/A	**Salesperson**	Greg Merrihew
Project Code	N/A	**Required**	01/25/2019
Ship Number			

ITEM	ORDERED	SHIPPED	BO	DESCRIPTION	PRICE	AMOUNT	TAX
419096-616	1.000			19096 Hydraulics 19096 NCSU 1RPTH	ea		

QTY	Description

QTY	Description

N.C.S.U #19096

Hydraulic BOM
W.O. #054109

QTY	PART NO	DESCRIPTION	MISC
4	2017-08004	RDRS112-30	Manual 30gpm Flow Control
2	2017-03024	V500-P24	1 1/2" Ball Valve
1	2017-11304	SV3-16-0-12T-12DG	Shut Off Valve - SAE 12 Ports
1	2017-07101	RV1H	High Pressure Relief
2	2017-00060	PN600S	Needle Valve 3/8"
1	2017-18000	Bucher HDS15 Inlet	
2	2017-18001	Bucher HDS15 Work Section	
2	2017-18002	Bucher HDS15 Lock Valve	
1	2017-18003	Bucher HDS15 Outlet	
10	M8 x 1.25 BTHN		
2ft	M8 x 1.25 All Thread		
2	019-30109	HDS15 Foot Brkt	
1	2022-0771	RD-975	Selector Valve 3/4" NPT
1	2015-024	SF150-25-5-1	1 1/2" Filter Head
1	2021-06158	G615-8A1	Sight Gauge
5	2011-00011	104-1067-006	Char-Lynn Motor 18.7 cu in Keyed Shaft
2	2012-20201801		Chief 2 x 20 Cylinder
1	2012-30102001		Chief 3 x 10 Cylinder
1	2015-040	GV10	Filter Head Vacuum Gauge
1	2015-014	LE10	Spin on Filter Element
1	2010-00103		PTO Pump
1	2021-23108	9' Control Cable	Steering Indicator
2	2030-02048	BRE52F	Cable ends for control cable
1	BF12		3/4" NPT Breather
4	S71-4P		Male Quick Connect
10	6400-12-12		
4	6804-12-12-12		
2	6400L-08-08		
1	OMC20-90		
2	BK31220	3/4" X 1 1/4" Bushing	Black Pipe
1	BK902	1/8" Plug	Black Pipe
1	BK402	1/8" 90 st el	Black Pipe
1	BK30812	1/2" X 3/4" Bushing	Black Pipe
1	BK121232	3/4" X 2 Bell Reducer	Black Pipe
1	FT125		
2	HC125		
12FT	881-20	1 1/4" Suction Hose	
2	504095-12S	3/4" JIC Sweep 90 Long	
12	500454-12S	3/4" JIC Sweep 90	
7	37T3-12-12	3/4" JIC 45	
10	6400-12-12		
1	6400L-12-12		
4	6602-12	3/4" Run Tee	
2	2404-08-12		
3	2404-12-12		
8	500454-8S	1/2" JIC Sweep 90	

N.C.S.U #19096

Hydraulic BOM
W.O. #054109

1	504095-8S	1/2" JIC Sweep 90 Long	
4	6400-08-08		
2	6400-08-10		
2	6702-06-06	3/8" JIC 45	37T3-6-6
2	6602-06	3/8" JIC Run Tee	
1	6801-06-06		
3	6400-06-06		
2	6505-08-08		
2	2404-08-06		
1	OMC1620-90		
1	2406-06-08		
6FT	BXP-06		
4	10643-6-6		
58FT	BXP-08		
27	10643-8-8		
2	13943-8-8		
2	10143-8-8		
54.2FT	BXP-12		
34	10643-12-12		
8	13943-12-12		

Date: 5/08/2019 Serial # 19096 Model # 1RPTH Customer: NC STATE UNIV. Dealer: AFE

Quality Check Tasks To Be Completed Before Removal Of Item From Department

		Date Completed	Initial
Framing :		05-08-19	G.C.
	1. All Structural Components Welded Completely Around The Perimeter	"	"
	2. All Welds Full And No Undercut	"	"
	3. All Welds Smooth And Sanded If Necessary	"	"
	4. No Welding Splatter Present	"	"
	5. All Necessary Braces Installed Before Dis-Assembly And Painting	"	"
	6. Grease Pivot Points Before Moving Machine		
Engine:			
	1. Radiator Screen		
	2. Engine Oil		
	3. Engine Water And Anti-Freeze		
	4.Heater Hoses And Shut Off Valves		
	5. A/C Complete Except For Charging		
	6. Pre-Cleaner Installed		
	7. Exhaust / Intake Clamps		
	8. Muffler Mounts Tight		
Wheel Drives:			
	1. Mounting Bolts All Installed And Torque Properly		
	2. Lug Nuts Present And Torque Properly - Except For Shipping		
	3. Tires : Front		
	Rear		
	4. Steering Tie Rods Installed Properly All Bolts Tightened		
	5. Planetary Wheel Drives Filled With Lube		
Airhead:			
	1. Shields Installed & Alignment Checked Before Painting		
	2. Mounting Bearings Tight		
	3. Fan Shaft And Bearings Tight And Set Screws		
	4. Motor Chain		
	5. Hump Shaft Actuator		
	6. Airhead Gearbox Filled With Lube		
	7. Breather On Airhead Gearbox		
	8. Zerks Installed and Tight In All Grease Points		
Primary:			
	1. Shields Installed & Alignment Checked Before Painting		
	2. Reversing Valves		
	3. Cylinders		
	4. Gearboxes Installed In Proper Orientation		
	5. Gearboxes Filled With Lube		
	6. Motors		
	7. Hydraulic Lift Shaker If Used		

Date: _____ Serial # _____ Model # _____ Customer: _____ Dealer: _____

Quality Check Tasks To Be Completed Before Removal Of Item From Department

		Date Completed	Initial
Secondary /Deviner:		05-08-19	G.C
	1. Shields Installed & Alignment Checked Before Painting	"	E.L
	2. Reversing Valves	"	
	3. Gearboxes Installed In Proper Orientation		
	4. Gearboxes Filled With Lube		
	5. Motors	"	G.L
Cross Conveyor And Star Rolls:			
	1. Shields Installed & Alignment Checked Before Painting		
	2.Drives Chains		
	3. Motors		
	4. Flow Control And Hardware		
Airhead Feed Conveyor:			
	1.Motor		
	2. Shields Installed & Alignment Checked Before Painting		
	3. Flow Control And Hardware		
	4. Support Arm / Shield / Drive Chain		
	5. Zerks Installed and Tight In All Grease Points		
Stone Conveyor:			
	1. Shields Installed & Alignment Checked Before Painting		
	2. Drive Chain		
	3.Motor		
	4. Flow Control And Hardware		
	5. Rubber		
	6. Pan Properly Cut To Size		
Airhead Discharge Conveyor:			
	1. Shields Installed & Alignment Checked Before Painting		
	2. Drive Chain		
	3. Motor		
	4. Flow Control And Hardware		
Vine Belt:			
	1. Lift Actuator - Properly Aligned With Arm		
	2. Flow Control And Hardware		
Vine Belt Distributor Rolls:			
	1. Shields Installed & Alignment Checked Before Painting		
	2. Drive Chain		
	3. Motor		
	4. Flow Control And Hardware		
	5. Trash Chute And Support Arms		

Serial # _____ Customer: _____

Date: _____ Model # _____ Dealer: _____

Quality Check Tasks To Be Completed Before Removal Of Item From Department		Date Completed	Initial
Sorting Or Bin Fill Conveyor:			
	1. Shields Installed & Alignment Checked Before Painting		
	2. Drive Chain		
	3. Motor		
	4. Intake End Rubber		
Holding Bin / Boom Conveyors:			
	1. Shields Installed & Alignment Checked Before Painting		
	2. Bin Doors And Rubber		
	3. Drive Chain		
	4. Motor		
	5. Gearbox Installed In Proper Orientation		
	6. Cylinders - Swing / Lift / Outer Boom		
Stone Box:			
	1. Cylinders		
	2. Deflector On Top Under Chain		
Gearboxes:			
	1. Filled With Proper Oil		
	2. Conveyor Gearboxes		
	3. Airhead Gearbox		
	4. Pump Drive With Right Drive Plate Installed And Torque On Engine		
	5. Pumps Installed And Braced As needed		
	6. Charge All Pumps With Hydraulic oil Before Start Up		
Other:			
	1. Counter Weight		
	2.Lights		
	3.All Assembly Bolts Required		
	4. Service Kit		
	5.Brake Release Bolts If Needed		
	6. Chain Tighteners		
	7. Ladders		
	8. Bulk Loader Rest		
	9.Fuel Tank		
	11. Shaft Keys Cut To Proper Length And Installed		
	12. All Set Screws Tightened and Loctited As Required		
	a. Bearing		
	b. Sprockets		
	13. All Belting Installed And Bolted		
	14. Serial Number And Model Tags Installed		
	15. All Warning Labels And Company Logo Stickers Applied		
	16. Grease All Points Needing Greasing - Pivot Point Bushings - Bearings		

Date: _____ **Serial #** _____ **Model #** _____ **Customer:** _____ **Dealer:** _____

Quality Check Tasks To Be Completed Before Removal Of Item From Department		Date Completed	Initial
Trash Fan:			
	1. Shields Installed & Alignment Checked Before Painting		
	2. Motor		
	3. Coupler		
Cooler:			
	1. Proper Direction When Running With Free-Flow Valve		
	2. Screen		
Cab:			
	1. Bolted Down Tightly		
Rollers:			
	1. Turn Freely After Tightening		
Hydraulic Oil Tank:			
	1. Thoroughly Cleaned Out		
	2. Filters Installed		
	3. All Fittings Properly Tightened		
	4. Low Level Warning Device Installed		
AFE Star Table:			
	1. Correct Stars Installed And Spaced Properly		
	2. Bearings Turned Properly Before Torqueing Set Screws		
	3. Shields Installed & Alignment Checked Before Painting		

Preliminary And Startup Testing

Department: _____ **Serial #** _____ **Customer:** _____

Date: _____ **Model #** _____ **Dealer:** _____

	Date Completed	Initials
A. Check List:		
1. Check Quality Control Worksheet For Unfinished Item Or Items		
2. Finish All Pertinent Items Before Startup		
B. Electrical Items To Check:		
1. All Valves - Lights - Manifolds - Cab Connections - Panel Connections		
2. Power Wires On Batteries		
3. Power Wires To Distribution Panel		
4. Engine Connections		
a. ECU Connections		
b. ECU Power Wires		
c. Reversing Fan On Radiator		
5. Turn Power On To Main Panel		
a. Turn Key On		
b. Test Work Light Circuits		
c. Turn On Master And Individual Conveyor Circuit Switches And Check Valve		
Connections For Proper Power On - Off Where Lighted Connections Are Used		
d. Test All Actuators For Direction Of Travel		
e. Test Proper Function Of Hydro Handle Neutral Switch - Seat Switch - Foot Pedal		
C. Hydraulic Items To Check:		
1. Turn On All Hydraulic Oil Tank Valves To Fill Hydraulic Circuits		
2. For Leaks On Complete Machine During And After Filling Hydraulic Oil Tank		
3. All Valves And Motors Have Proper Hoses And Plumbing		
D. Startup Items To Check:		
1. Charge Pressure Responds In A Timely Manner On Startup		
2. Test Brakes - Clutch - Hi/Lo - 4X4 Valves		
3. 4X4 Functionality And Direction Of Motors		
4. Run Individual Cylinder Functions And Set Direction Of Travel With Switch		
5. Run Individual Circuits And Check For Proper Direction		
6. Test Reversing Valves		
7. Test Rear Steering		
8. Reverse Engine Fan If Equipped		
9. Test Run Machine Outside Up To Engine RPM		
E. Bin Level Items To Check:		
1. Test Manual Up/Down For Direction		
2. Test Auto Mode For Proper Sensor Response		
3. Make Adjustments As Needed In MD3 Module		

Test Pressures To Look For:									
Engine	2100 rpm		Left Prim.	580 psi		A.H. Feed	1260 psi		
Grd. Drive Chg. Press.	430 psi		Right Prim.	590 psi		Bin Fill	1030 psi		
Airhead Chg. Press.	270 psi		Sec. / Dev.	980 psi		Bin / Boom	680 psi		
Primary Chg. Press.	250 psi		Lt. Star	370 psi		Steer	1790 psi		
Sec. Chg. Press.	250 psi		Rt. Star	300 psi		Fan	psi / rpm	5500	1120
Air Knife Chg. Press.	250 psi		Star Dist.	480 psi				4500	1030
Brake Chg. Press.	350 psi		Cross	600 psi				3800	920

#19096 N.C.S.U.

Advanced Farm Equipment, LLC

Customer **W/O#** **S#**

Initials	Section
	Plastic
TM	[X] Conveyors
N/A	[ ] Airhead
TM	[X] Sorting Table
	[ ] Trash Chute
	[ ] Stone Conveyor
	[ ] Bin
	Belting
	Airhead
	[ ] Door
	[ ] Sides
	[ ] Pillow
	[ ] Diaphragm
	[ ] Cross Conv
N/A	[ ] Stone Conv
KK	[X] Rear Axle
N/A	[ ] Star Rolls
	[ ] Distributor
	[ ] Vine Belt Shield
	[ ] Bin
	[ ]
	Oil Tank
KK	[X] Breathers
KK	[ ] Sight Guage
KK	[ ] Plumbed Per Specs
N/A	[ ] In Tank Filters

Initials	Section
	Rollers
	Digger Bed
TM	[X] Primary
TM	[X] Secondary
TM	[X] Cross Conv
	[ ] Side Convs
	[ ] Stone Conv
TM	[X] Sorting Conv or Bin Fill
	[ ] Bulk Loader
	[ ] Stone Conveyor
	Sprockets
TM	[X] Primary
TM	[X] Secondary
TM	[X] Cross Conv
	[ ] Lower Side Conv
	[ ] Upper Side Conv
TM	[X] Sorting Conv or Bin Fill
	[ ] Bulk Loader
	[ ] Stone Conv
	Gear Boxes
	[ ] Engine 15W
	[ ] Airhead 15W
	[ ] Chain Drive 90W
TM	[X] Grease All Bearings & Wear Plates
	[ ] Durst Gear Box W/Syntec Oil
	[ ] Breathers

Advanced Farm Equipment, LLC

Customer **W/O#** **S#**

Engine

- [ ] Radiator Hoses
- [ ] Heater Hoses
- [ ] Engine Oil
- Radiator Fluid
  - [ ] Anti-Corrosive
  - [ ] Half Water
  - [ ] Half Anti-Freeze
- [ ] Exhaust System
- [ ] Air Intake System
- [ ] Reversing Fan Option

Hydraulics

- [x] Needle Valves
- [x] Check Valves
- [x] Flow Control Handles
- [x] Hydraulic Oil
- [x] Charge Pumps
- [x] Proper Motor Rotation
- [x] Plugs In Pumps
- [x] Plugs In Manifolds
- [ ]

Misc

- [ ] Battery Cables
- [x] Control Cables
- [ ] Cover Wiring
- [x] Decals
- [x] Serial Number Plates
- [x] Slow Moving Vehicle Sign
- [ ] Service Kit
- [ ] Tool Box
- [x] Digger Blades Per Spec
- [x] Coulter Blades Per Spec
- [x] Set Screws Tight
- [ ] AFE Table
- [ ] Vine Belt Dist
- [ ] Cross Dist
- [x] Bearings
- [x] Tires
- [ ] Touch Up Paint
- [ ] Chain & Sprockets To Spec

Notes / Comments: