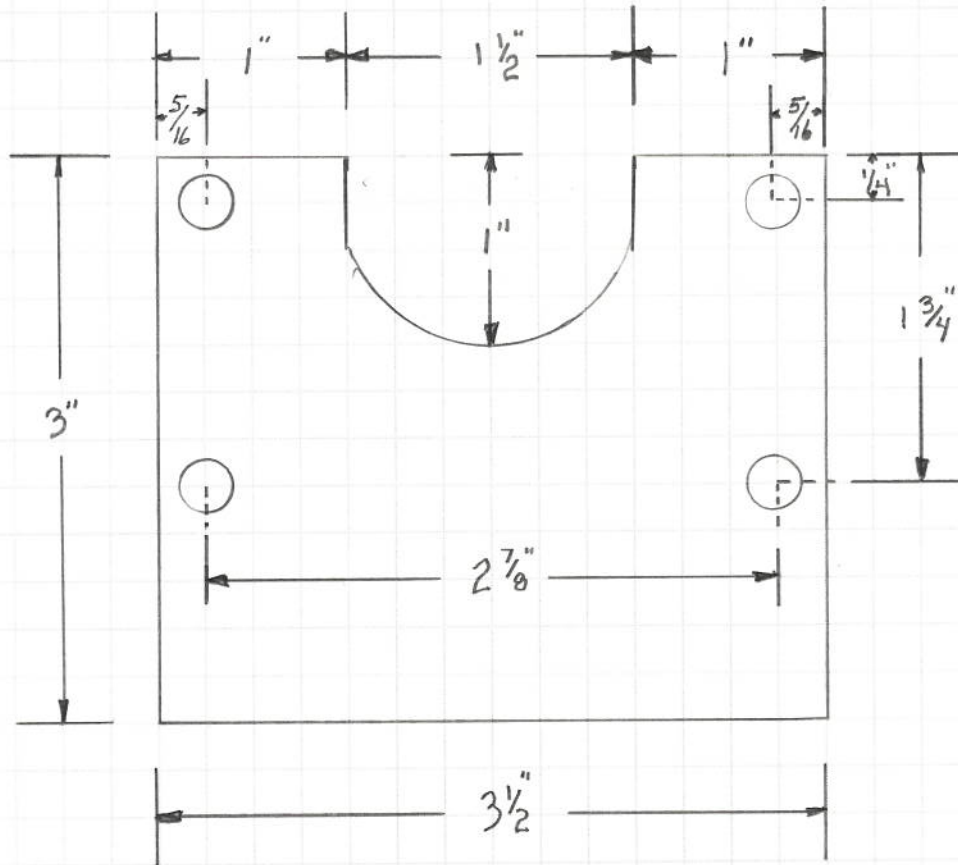


03220

Kitchen Parlors



3" x 3 1/2" x 1/4" MATERIAL

BRACKET FOR (2015-072) G.D. CHARGE FILTER

10" CRAZY FAN  
AIR KNIFE

DTS-50206

(3933 - - - -)

2011-01010

A-PORT CLOCKWISE

B-PORT COUNTER CLOCKWISE

(FROM REAR OF MOTOR)

REQUIRES:

: 2 - DTS 2349

1 - 6801-12-12

1 - 63 SF 16-16

1 - 63 WF 16-16

1 - 500454-16S

1 - 8" PARAFLEX ELEMENT  
2029-0003

2 - 8" PARAFLEX FLANGE  
2029-0004

1 - 1<sup>3</sup>/<sub>8</sub>" TAPERLOCK  
2006-201222

1 - 1<sup>1</sup>/<sub>2</sub>" TAPERLOCK  
2006-201224

2011-06001  
(MS'18-2-121-A18-1120-0000)

"REQUIRES" (EACH)

- 2 - 12PH
- 2 - NB6842-12-12 (635F12x12)
- 8 - M10x 1.5 x 40mm HHCS 10.9
- 2 - 39H3-12-12 (263UA12x12)
- 1 - 504095-12F' (63uc 12x12)
- 1 - 7400 12-22
- 8 - 10mm HI COLLAR LOCK WASHER

2011-06007  
(MS'50-2-D21-F50-1120-2000)

- 2 - DTS' 2349 (DRILLED 1/2" OVER)
- 2 - NB6847-16-16 (63TF16x16)
- 8 - M12x1.75x45mm HHCS 10.9
- 8 - 12mm HI COLLAR LOCK WASHER
- 2 - 7400-10-22 (0000000.11)
- 2 - 7400-10-18 (CR44758.12)

2011-06012  
(MS'83-A-B21-FB3-1320-2000)

- 2 - 20 PH (DRILLED 9/16")
- 2 - NB 6847-16-20 (63TF16x20)
- 8 - M14x 2 x 45mm HHCS 10.9
- 8 - 14mm HI COLLAR LOCK WASHER
- 2 - 7400-10-18 (CR44758.12)
- 2 - 7400-12-27
- 2 - 2406-12-10

Project: 2015 PARKER - BLACK BRUIN - ESKRIDGE  
GROUND DRIVE SYSTEM

Date: \_\_\_\_\_

2011-07006  
BB6 2000CCM  
406-200-21108

"REQUIRES" (EACH)

1 - 3800-12-12  
1 - 3800-12-08  
1 - 69020-12LB  
1 - 69020-12L11.5  
2 - 20 PH (SFXK-20)  
8 - 14mm x 2 x 45 SHCS 8.8  
8 - 14mm AL COLLAR LOCK WASHER  
10 - 2013-0125 LUB. NUT  
(IN635L/MS505402)

600-ESKRIDGE PLANETARY DRIVE

\* (BRAKE RELEASE FITING)  
6400-06-04

5 GAL 2023-0293  
MOBIL SYNTHETIC

2011-03008  
V14-160-SVS-HPE3A-L013-P-00-160/050-010  
PARKER PART NO. 3787065

REQUIRED  
FOR  
"EACH MOTOR"

2 - 20PH (SFXK-20)  
2 - NB6847-16-20  
1 - 6400-12-12  
\* 1 - 6400-06-04  
1 - 6400-06-06

2010-00221  
C136D3LCH20BDDBPONRBXXXXP  
PARKER G.D. PUMP

4 - 3/4" x 3/4" SHCS  
4 - 3/4" HEX NUT  
4 - 3/4" LOCK WASHER

PARKER CHARGE FILTER - REQ. 2-6400-12-12

2 - 20PH (SFXK-20)  
2 - NB6847-20-20  
2 - 6400-04x08  
2 - 2406-04x06  
1 - 6400-16-16  
1 - 500454-16S  
1 - 6400-12-16  
2 - 6400-12-10  
2 - 3800-06-06

- Pneumatics & Fluid Control
- Industrial Hydraulics & Lubrication
- Motion Control & Automation
- Mobile Products
- Engineered Systems

# HYDRAULICS FINISH MATERIALS LIST

BEGINNING DATE  
END DATE

PROJECT NO.  
4 Row A.H. HARVESTER

QTY	PART NUMBER	DESCRIPTION
200	5/8"-11 x 3 1/2" HHCS	
25	5/8"-11 x 4" HHCS	
20	5/8"-11 x 4 1/2" HHCS	
20	5/8"-11 x 5" HHCS	
50	5/8"-11 x 5 1/2" HHCS	
20	5/8"-11 x 6" HHCS	
5	5/8"-11 x 10" HHCS	
5	5/8"-11 x 11" HHCS	
10	1/2"-13 x 2 1/2" HHCS	
10	1/2"-13 x 3 1/2" HHCS	
10	1/2"-13 x 4 1/2" HHCS	
10	1/2"-13 x 5 1/2" HHCS	
10	1/2"-13 x 7 1/2" HHCS	
50	1/2"-13 SPINLOCK	
350	5/8"-11 SPINLOCK	
100	3TMW 5/8	5/8" MACHINE WASHER
16	1/2"-13 x 2 1/2" FHSCS	} (DIGGER BLADES)
12	1/2"-13 x 2" FHSCS	
28	1/2"-13 SPINLOCK	
300	1/4"-20 x 1" SLOTTED & RIBBED	ELEVATOR BOLT
200	1/4"-20 x 1 1/4" FLAT PHILLIPS	MACHINE SCREW
12	1/4"-20 x 2 1/2" FANGED HEAD	ELEVATOR BOLT
500	1/4"-20 HEX NUT	
500	1/4" LOCK WASHER	
8	1/2"-13 x 1 1/2" HHCS	} COULTER BLADES
16	1/2"-13 x 1 1/4" HHCS	
24	1/2"-13 SPINLOCK	
100	3/16 RIVET	
2	1/2"-13 x 4 1/2" HHCS	
2	1/2"-13 HEX NUT	
2	1/2" LOCK WASHER	

# HYDRAULICS FINISH MATERIALS LIST

BEGINNING DATE  
END DATE

PROJECT NO.  
4 ROW A.H. HARVESTER

QTY	PART NUMBER	DESCRIPTION
8	1/2"-13 x 1 1/4" HHCS	GR 8 (DRIVE PLATE)
8	1/2" HI COLLAR LOCK WASHER	(DRIVE PLATE)
12	7/16"-14 x 1 1/4" HHCS	GR 8 (GEAR BOX BELL HOUSING)
12	1/2"-13 x 1 1/2" HHCS	(PUMP MOUNTING)
4	1/2"-13 x 1 1/4" HHCS	(PUMP MOUNTING)
14	1/2" FLAT WASHER	(PUMP MOUNTING)
16	1/2" LOCK WASHER	(PUMP MOUNTING)
8	1/2"-13 x 4 1/2" HHCS	(DTS 0373 ASSY)
8	1/2" LOCK WASHER	(DTS 0373 ASSY)
12	7/16-14 x 4 SHCS	(RLT9V210F20D5)
12	7/16- HI COLLAR LOCK WASHER	(RLT9V210F20D5)
12	1/2"-13 x 1 3/4" SHCS	(GOOD SERIES TO GEARBOX)
20	1/4"-20 x 2 1/4" HHCS	(VALVE MOUNTING)
20	1/4" LOCK WASHER	"
20	1/4" FLAT WASHER	"
10	5/16-18 x 3/4" HHCS	"
10	5/16-18 x 1" HHCS	"
12	5/16-18 x 1 1/2" HHCS	"
32	5/16 LOCK WASHER	"
16	10mm x 1.5 x 40mm HHCS	10.9 (MS 18)
16	10mm HI COLLAR LOCK WASHER	(MS 18)
16	14mm x 2 x 45mm HHCS	10.9 (MS 83)
16	14mm HI COLLAR LOCK WASHER	(MS 83)
4	7/16"-14 x 1 1/4" HHCS GR8	(RLT9V210F20D5 SPL+FLANGE)
12	10mm x 1.5 x 35mm HHCS	10.9 (CASAPPA FLOW DIVIDER)
12	10mm HI COLLAR LOCK WASHER	(CASAPPA FLOW DIVIDER)
2	5/8"-11 x 1 1/2" HHCS	(PUMP MOUNTING)
2	5/8" LOCK WASHER	(PUMP MOUNTING)
2	10mm x 1.5 x 30mm HHCS	10.9 (PUMP MOUNTING)
2	10mm LOCK WASHER	(PUMP MOUNTING)

# HYDRAULICS FINISH MATERIALS LIST

BEGINNING DATE  
END DATE

PROJECT NO.

4 Row A.H. HARVESTER

QTY	PART NUMBER	DESCRIPTION
8	5/16"-18 x 3/4" HHCS	(DTS 0373 MOUNT)
8	5/16" Lock WASHER	
2	1/4"-20 x 1 3/4" HHCS	(DTS 6505 MOUNT)
2	1/4" FLAT WASHER	
2	1/4" Lock WASHER	
2	1/4"-20 x 2 1/4" HHCS	(MCV2 MOUNT)
2	1/4" Lock WASHER	
2	1/4" FLAT WASHER	
6	5/16"-18 x 3 1/4" HHCS	(DTS 8811 MOUNT)
6	5/16" Lock WASHER	
2	5/16"-18 x 3 1/2" HHCS	(DTS 0155 MOUNT)
2	5/16" SPINLOCK	
2	5/16"-18 x 2" HHCS	(CRV5 MOUNT)
2	5/16" Lock WASHER	
12	1/2"-13 x 1 1/4" HHCS	(A.H. LEVELING MOUNT)
12	1/2"-13 SPINLOCK	
16	5/16"-18 x 3/4 HHCS	(RLT9V210 MOUNT)
16	5/16"-Lock WASHER	
4	1/2"-13 x 1" HHCS	(DTS 0150 MOUNT)
4	1/2" Lock WASHER	
8	3/8"-16 x 1" HHCS GR 8	(FAIRY FILTER MOUNT)
8	3/8" Lock WASHER	
4	1/4"-20 x 3" HHCS	(CDC 0126 MOUNT)
4	1/4" Lock WASHER	
4	3/8"-16 x 1" HHCS	(ZDF 2215 MOUNT)
4	3/8" Lock WASHER	
24	1/2"-13 x 1 1/2" HHCS	(ORF 32-90)
24	1/2" Lock WASHER	
3	5/16"-18 x 2 1/4" HHCS	(DTS 4590 MOUNT)
3	5/16" Lock WASHER	





"REQUIRES"

"CAB MOUNTING"

WITH EXTENSION :

4 - 2030-02028 (CAB MOUNT)  
4 - 1/2" - 13 x 3" HHCS  
4 - 1/2" x 2" O.D. DOCK WASHER  
4 - 1/2" LOCK WASHER  
4 - 1/2" - 13 HEX NUT  
4 - 1/2" - 13 x 1 1/2" HHCS  
4 - 1/2" - 13 SPINLOCK NUT

WITHOUT EXTENSION :

4 - 2030-02028 (CAB MOUNT)  
4 - 1/2" - 13 x 2 1/2" HHCS  
4 - 1/2" - 13 SPINLOCK NUT

"ENGINE MOUNTING"

4 - 2024-0078 (ENGINE MOUNT)  
4 - 1/2" x 3" O.D. DOCK WASHER (DRILL 3/4" OVER)  
4 - 3/4" LOCKWASHER  
4 - 3/4" - 10 HEX NUT  
4 - 3/4" - 10 x 4" HHCS

"REQUIRES"

"NEW" WINDROWER  
PTO MOUNTING  
TO GEAR BOX

- 1- 30088-019 (YOKE ASSY)
- YOKE ASSY = 1) 2026-0029 WELDED TO 31087-019 MACHINED PLATE
- 8- 3/8"-24 x 1 3/4" HHCS GRB
- 8- 3/8" ALLOY LOCK WASHER
- 8- 3/8"-24 ALLOY HEX NUT

"GEAR BOX UNION"

2023-0242

(DTS-6320-10 / K12222)

"2PD06-1.48I-005-C<sup>D</sup>H-BBH-LS"

- 2 HOLE GEAR BOX "

1- 31086-019 (MACHINED ADAPTER)

4- 1/2"-13 x 1 1/2" SHCS

4- 1/2"-13 x 1 1/4" SHCS

2023-0240

(DTS-6310-2 / K12213)

"1PD06-1.67I-002-CCH-LS"

"WINDROWER COOLER"

2020-6024

(MFR-60-2-4A-60)

#24 O-RING PORTS

1- 6405-24-24

1- BK 624 (1 1/2" 45° STEEL)

1- FT 150

1- 6400-16-24

2- 6602-16

3- 2406-16-12

TOP  
PORT  
"OUTLET"

BOTTOM  
PORT  
"INLET"

WINDROWER OIL TANK  
"TOP - RETURN FILTERS"

"REQUIRES"

- HYDRO CASE FLUSH -

- 1- BK 424 (1 1/2" 90° ST EL)
- 1- BK 124X80 (1 1/2" x 5" NIPPLE)
- 1- 2015-061 (BF150-25-1)
- 1- BK 31224 (3/4" x 1 1/2" BUSHING)
- 1- 2404-12-12


"COOLER RETURN"

- 1- BK 32432 (1 1/2" x 2" BUSHING)
- 1- BK 424 (1 1/2" 90° ST EL)
- 1- BK 124X80 (1 1/2" x 5" NIPPLE)
- 1- 2015-061 (SF 150-25-1)
- 1- BK 424 (1 1/2" 90° ST EL)
- 1- FT 150

"WINDROWER OIL TANK BREATHER"

- 1- BK 121232 (3/4" x 2" BELL)
- 1- BF-12

2026-0004  
"WINDROWER PTO SHAFT"



\* EACH HALF OF PTO SHORTENED 6"

- 2- 2026-0015 (U-JOINT)
- \* 1- 2026-0006 (101-5520 YOKE)
- 1- 30088-019 (BOLT ON YOKE ASSY)
- \* YOKE PER CUSTOMER SPECS.

"REQUIRES"

2017-05013  
(VAL 6110-300A-03-0090)  
"BIN FILL - PULSAR VALVE"

2- 6400-08-12 (P&T PORT)  
2- 6400-08-10 (CYL. PORTS)  
\* MAY REQUIRE PLUGS IN TOP  
AND BOTTOM PORTS  
2- 6408-12  
2- 6408-HHP-04

2017-05014  
(VAL 6210-300A-03-0090)  
"A.H. LEVEL - PULSAR VALVE"

4- 6400-08-10 (CYL. PORTS)  
2- 6400-08-12 (P&T PORT)  
\* MAY REQUIRE PLUGS IN TOP  
AND BOTTOM PORTS  
2- 6408-12  
2- 6408-HHP-04

2017-05015  
(VAL 6310-300A-03-0090)  
"CROSS-SIDE - BIN LEVEL - PULSAR VALVE"

6- 6400-08-10 (CYL. PORTS)  
2- 6400-08-12 (P&T PORT)  
\* MAY REQUIRE PLUGS IN TOP  
AND BOTTOM PORTS.  
2- 6408-12  
2- 6408-HHP-04

2017-04001  
(CD03-6T OR VS-01-1-3-1)  
"A.H. CLEANER / BELL CLEANER"

2- 6801-06-06  
2- 6400-06-06  
1- PN600S (2017-00060)  
1- 6505-06-06  
1- 2404-06-06

2017-05300  
(MV3-SI-10-5C)  
"A.H. LEVELING - PENDALUM"

4- 6400-06-06  
1- PN600S (2017-00060)  
1- 6505-06-06  
1- 2404-06-06

"REQUIRES"

2017-14000  
(MCV2-10-S-BT-3)  
"BOOM BREAKAWAY"

4- 6400-08-08

2017-06004  
(FDC1-10-10T-66)  
"FLOW DIVIDER - SIDE LEVELING"

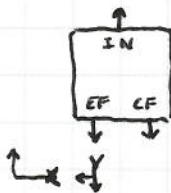
2- 6400-08-08  
1- 6400-08-10

2017-07000  
(CRV5-10-S-BT)  
"REAR STEERING - CROSS PRESS. RELIEF"

4- 6400-08-08  
4- 6408-HHP-04

2017-08005  
(RDRS 175-16)  
"AFE TABLE - FLOW CONTROL"

3- 2404-12-12  
1- 6602-12  
1- 504095-12S



2017-05400  
(MV4-15A-12TD)  
"REAR STEERING"

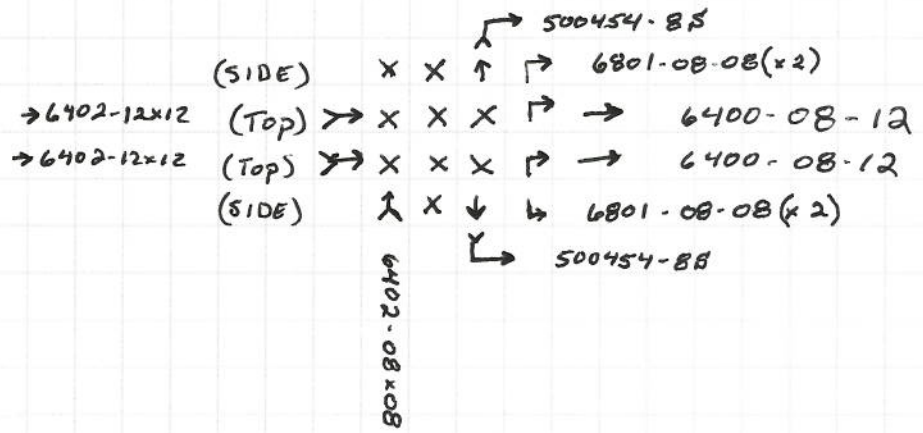
4- 6400-08-08

2017-10012  
(DTS-0150D)  
"GROUND DRIVE MANIFOLD"

- 1- TPO 04
- 1- GP-6504-08-08-04
- 1- 6408-HHP-12
- 10- 6400-16-16
- 4- 6400-08-06
- 1- 6400-08-08
- 2- 6400-08-12
- 3- 6400-12-16
- 1- 6408-HHP-04
- \* 1- 6400-06-08 (G.F. GAUGELINE)  
(FOR TRANSDUCER)
- \* 1- 6405-08-04
- 1- 60257 SWABBER
- 1- 6404-04-04

2017-10000  
(CDC-0126)  
"STEERING MANIFOLD"

- 4- 6801-08-08
- 2- 6400-08-08
- 2- 500454-BS
- 1- 6402-08-08
- 9- 6408-HHP-08
- 2- 6402-12-12
- 2- 6400-08-12



2017-10020  
DTS-0373B  
(CIRCUIT MANIFOLD ASSY)

BIN UNLOAD  
CROSS  
SIDE  
BIN FILL

"REQUIRES"

- 1- 2017-10037 (DTS-9661-1)
- 4- 1/2"-13x4 1/2" NHCS
- 4- 1/2" LOCK WASHER
- 2- 2014-22870 O-RING
- 1- 6408-20
- 9- 6400-12-12
- 1- ORF 32-90
- 4- 6400-L-12
- 1- 6410-12-08 (FOR TCI15)
- 1- 6408-08

2017-10020  
DTS-0373B  
(CIRCUIT MANIFOLD ASSY)

R. STAR DIST.  
R. STAR  
L. STAR

- 1- 2017-10037 (DTS-9661-1)
- 4- 1/2"-13x4 1/2" NHCS
- 4- 1/2" LOCK WASHER
- 2- 2014-22870 O-RING
- 1- ORF 32-90
- 1- 6408-20
- 3- 6400-L-12
- 6- 6400-12-12
- 5- 6408-12



"REQUIRES"

MVS - 3 BANK  
(BULK LOADER)

- 1 - 2017-05500 (MVS-14-12TD)
- 2 - 2017-05501 (MVS-14A-12TD)
- 1 - 2017-05502 (MVS-SC)
- 1 - 2017-05503 (MVS-SI)
- 1 - 2017-05507 (MVS-3BK)
- 6 - 6400-08-06 (LIFT & SWING)
- 2 - 6400-06-06 (OUTER)
- 2 - 2017-00081 (PF800S')
- 1 - 2017-00060 (PN600S')
- 1 - 2017-00080 (PN800S')

2017-00081  
(PF800S)  
"SWING"

- 1 - 6505-08-08
- 1 - 2404-08-08

2017-00060  
(PN600S)  
"INLET"

- 1 - 6505-08-06
- 1 - 2404-08-06

2017-00080  
(PN800S)  
"LIFT CYL."

- 1 - 6505-08-08
- 1 - 2404-08-08

2017-10038  
(DTS-8811)  
"PRIMARY REV. VALVE"

- 2 - 6400-12-12
- 2 - 6400-12-16

2017-05000  
(CS11RDE-12V)  
"SECONDARY REV. VALVE"

- 1 - 2017-07101 (RV1H)
- 3 - 6400-12-12
- 1 - 6403 N.W.O. 12-12
- 1 - 6804-12 (851F50 12)
- 1 - 6400-08-12
- 1 - 2406-12-08
- 1 - 2404-06-02

2015-031  
RLT9VZ10F20D5  
(SECONDARY RETURN)

"REQUIRED"

- 1 - DTS-7005-2 (2017-10031)
- 4 - 7/16"-14 x 4" SHCS
- 1 - 2014-22290 O-RING
- 1 - 6408-HHP-06
- 1 - 6408-12
- 1 - 6408-HHP-12
- 1 - 6901-06-04 (FOR TRANSDUCER)
- 1 - 6400-06-06 (FOR GAUGE LINE)
- 1 - 6400-12-12
- 1 - 6400-08-12
- 1 - 63SE 16-20 (NB 6840-16-20)
- 1 - 20PA
- 4 - 7/16"-14 x 1 1/4" HHCS GR 8
- 1 - RV5-10-S-O-3/ (2017-07500)
- 1 - 2406-16-12
- 4 - 7/16" HI COLLAR LOCK WASHER

2015-021  
372-BE50-FZ123  
(HI PRESS. G.D. FILTER)  
"FWD CIRCUIT"

- 1 - DTS 6563-1-A (2017-10030)
- 2 - 20PH
- 2 - 63UF 16-20 (NB 6892-16-20)
- 1 - 6402-16-16
- 2 - 6400-16-16
- 1 - 6602-16 (871 FS 16)
- 1 - 6901-04-04 (60 UB 04-04)
- 1 - 6404-04-04
- 1 - TPO 04

2015-032  
RLT9VZ10S20DS  
(A.H. C.D.)

"REQUIRES"  
2 - 6400-12-20

2015-044  
RLT9VZ10S20MS10LC  
(A.H. RETURN)

2-6400-16-20

2015-031  
RLT9VZ10F20DS  
(PRIMARY RETURN)

2 - DTS-7005-2 (2017-10031)  
2 - 2014-22290 O-RING  
8 - 7/16"-14 x 4" SHCS  
8 - 7/16" HI COLLAR LOCK WASHER  
2 - 6408-HHP-12  
4 - 6802-12-12 (854FS0-12-12)  
1 - 6400-08-12  
2 - 6901-06-04 (604B-06-04)  
1 - 6408-HHP-10  
2 - 6408-HHP-06  
1 - 6408-12 (721FS0-12)  
1 - RV5-10-S-0-31 (2017-07500)

\* IF GAUGE LINE IS USED INSTEAD  
OF TRANSDUCER -

-1 - 6901-06-04  
+1 - 6400-06-06

2017-11405  
SV4-10-C-6T-12DG  
(TRASH FAN)

"REQUIRES"  
2- 6400-08-06

\* USE 1- 6402-08-08 IN CDC0126  
SIDE PORT TO CONNECT

2015-026  
ZDF 2215-25-5  
(DOUBLE FILTER HEAD)

1- ORF 32-90  
1- 2014-22870 O-RING  
4- 1/2"-13 x 1 1/2" HHCS  
4- 1/2" Lock WASHER  
1- W43-32PK  
2- 2" 90° st EL  
2- 2" CLS NIPPLE  
1- V500 P-32  
1- 2" TEE  
2- 1 1/4" x 2" BUSHING  
2- FT125

2017-10050  
DTS 4590  
(Sun PRESSURE REDUCING VALVE)

2- 6400-08-08 (#1 & #2 PORT)  
1- TPO 04 (G-PORT)  
1- 6400-06-06 (#3 PORT)

2017-10049  
(ELECTRIC SELECTOR VALVE)  
DFE10/3 AIBES-W202-12VDC

2- 6400-12-10 ("P & B" PORT)  
1- 500454-12S ("P" PORT)  
1- 6402-10-08 ("A" PORT)  
1- 500454-08S ("A" PORT)

"REQUIRED"

65" A.H. COMPONENTS

- 1 - 5433-068 (2011-01001)
- 1 - HD1-CB-072 (2023-0180)
- 1 - 2006-30204B TAPER LOCK
- 1 - 2006-30202B TAPER LOCK
- 2 - 2029-0008 PK120 FLANGE
- 1 - 2029-0007 PK120 ELEMENT

2020-1800  
HC180-0120-BP60  
(AKG COOLER)

- 2 - ORF 32-90
- 8 - 1/2"-13x1 1/2" HHCS
- 8 - 1/2" LOCK WASHER
- 2 - 2014-22870 O-RING
- 2 - 6400-08-12
- 2 - 6600-08 (872 FS 08)
- 1 - 6400-06-06

- 1 - 1408-11.6 VONBERG
- 1 - 6400-08-08
- 1 - 6402-08-08

- 1 - C800S CHECK
- 1 - 6505-08-08
- 1 - 2404-08-08

2017-06007  
HDD 30.43-MC+ C3030-MD+43-MC-N  
(CASAPPA FLOW DIVIDER)

- 2 - DTS 2455 (OUTLETS)
- 1 - 20 PA (INLET)
- 2 - 63UE 12-16 (NB6890-12-16)
- 1 - 63UE 16-20 (NB6890-16-20)
- 12 - M10 x 1.5 x 35mm HHCS 10.9
- 12 - M10 HI COLLAR LOCK WASHER

2010-00100  
DTS-7035  
TANDEM 6.4 HYDRO SER. 2  
(GROUND DRIVE)

"REQUIRES"

4- DTS 2349  
16- 3/16" -14x1 3/4" HHCS GR8  
16- 3/16" LOCK WASHER  
2- 63UF-16-16 (NB6892-16-16)  
2- 6400-08-10  
1- 6600-08 (872 FS 08)  
10 1/2" BxP 08  
1- 10643-08-08  
1- 13943-08-08  
2- 63 SF 16-16 (NB6842-16-16)  
4- 6400-12-12  
2- 500454-12B  
22"- BxP 12  
2- 10643-12-12  
4- 6400-06-04

"CONTROL CABLE"  
TANDEM 6.4 SER. 2

2- BRF 52F  
11 1/2" - 1/4" -28 ALL THREAD  
2- 1/4" -20 x 1 1/4" HHCS  
4- 1/4" -20 HEX NUT  
2- 1/4" -28 HEX NUT  
4- 1/4" FLAT WASHER

2011-01001  
5433-068  
(65" A.H.)

2- DTS-2455  
8- 3/8" -16x1 1/2" HHCS GR8  
8- 3/8" LOCK WASHER

A-PORT 1- 63UF 16-16 (NB6890-16-16)  
B-PORT 1- 63SE 16-16 (NB6840-16-16)  
TOP C.D. 1- 849 FSO 12-12 (6801-12-12)

"REQUIRES"

2010-00114  
P330-B297NBAB1025NKAB10INK  
TRIPLE COMMERCIAL

3-6400-12-16  
2-OM 24-90

2010-00075  
72400-LKF-04  
SINGLE 3.0  
(SECONDARY)

2-6400-12-16  
1-6400-08-12  
1-OM 16-90

2010-00161  
6422-265  
6.4 HYDRO SER. 2  
(ELECTRONIC A.H.)

2-DTS 2349  
8-7/16-14x1 3/4 KHCS GR8  
8-7/16 LOCK WASHER  
2-63UF 16-16 (NB6892-16-16)  
1-OMC-1620-90  
2-6400-12-12

CHARGE PRESS. PORT #10 O-RING

FITTINGS FOR TRANSDUCER

1-6901-10-04  
2-6404-04-04  
1-6405-04-04  
1-60257

FITTINGS FOR GAUGE LINE

1-6901-10-04  
1-2404-08-04

"REQUIRES"

2010-00168  
421AK011213 -  
(STEERING Pump)

- 1 - ORF 32-90
- 4 - 1/2"-13 x 1 1/2 HHCS
- 4 - 1/2" LOCK WASHER
- 1 - 228BN70 O-RING
- 1 - 6400-08-12 (CASE DRAIN)
- 1 - SFK-16 (16PA) (DTS 2455)
- 1 - 63 SE 12-16 (NB 6840-12-16)
- 4 - 3/8-16 x 1 1/2" HHCS GR 8 (FOR SPLT FLANGE)
- 4 - 3/8 LOCK WASHER

2010-00092  
DTS-2809  
TANDEM 3.0  
(PRIMARY Pump)

- 2 - 6400-08-08
- 4 - 6400-12-16
- 2 - 6400-08-12
- 1 - 10643-08-08
- 1 - 13943-08-08
- 5 1/4" BxP 08
- 1 - 500454-8S
- 1 - OM1620-90

2010-00012  
35VQT

- 1 - ORF 4048-90
- 4 - 5/8"-11 x 2" HHCS
- 4 - 5/8" LOCK WASHER
- 1 - 2014-23770 O-RING
- 1 - 20PA
- 1 - 63UE 16x20 (NB 6890-12-16)

2010-00149  
V-10-15-35-38CR  
(BRAKE CHARGE)  
502495-3

- 1 - OM16-90
- 1 - 6400-08-08



## FUEL SYSTEM (Q5X ENGINE)

## "Supply" ON ENGINE (#10 JIC)

- 1- 2406 -10-12
- 1- GP6504-12-12-04
- 1- 6405 04-04
- 1- 4A488 (3/8" BARB x 1/4" MNPT)
- 1- 500454-12S
- 72"- BXP 12
- 2 - 10643-12-12
- 1 - 505-1206 (3/8" CLAMP)

## FUEL PUMP REQ:

- 2- 4A488 (3/8" x 1/4" BARB)
- 2- 505-1206 CLAMP
- 1- 5502-04

## "Supply" - TOP OF TANK

- 1- BK31632 1" x 2" BUSHING (REVERSE TAP)
- 2- BK31216 3/4" x 1" BUSHING
- 1- BK112X384 3/4" x 24" NIPPLE
- 1- 2404 12-12
- 1- LT 75 (3/4" CHECK)

## "RETURN" - SIDE OF TANK, UPPER FITTING

- 1- 5502-12
- 1- 5404-12
- 1- 2017-03012 (3/4" BALL VALVE)
- 1- 2404-08-12
- 80"- 4910
- 2 - 10643-08-08

## "Supply" - SIDE OF TANK, LOWER FITTING

- 1- 5502-12
- 1- 5404-12
- 1- 2017-03012 (3/4" BALL VALVE)
- 1- 5406 12-04
- 1- 4A488 (3/8" MALE BARB x 1/4" MNPT)
- 1- 505-1206 3/8" CLAMP