

1407H

Hear Hand

4RSPH W/65" AH

# AFE New Equipment Chain Verification Sheet

Chain For Big Iron Equip / Heartland #14074 4SRPH65LAH

AFE Part #	Description	Brand	Location
2003-00082	1/2x33x45mm 2x60 2DNPL-1STPL - 121+ (18) Clips Bolted On	Noffsinger	Primary (4)
2003-00083	7/16x68x45mm 3x60 STSRT - 68+ (10) Noffsinger Clips Bolted On	Broekema	Secondary (2)
2003-00253	5/8x68x150mm 2x60 STSRT - 64LPR (31'6") Noffsinger Clips Bolted On	Broekema	Deviner (2)
2003-00254	7/16x48x45mm 2x60 STSRT - 230+ (34) Noffsinger Clips Bolted On	Broekema	Rear Cross -3
2003-01332	7/16x65x45mm 3x60 STSRT - 342+ (50'6") Noffsinger Clips Bolted On	Broekema	Lower Side
2003-01333	★ 7/16x65x45mm 3x60 5DNSRT-1STSRT - 271+ (40) Noffsinger Clips Bolted On	Broekema	Upper Side
2003-00170	7/16x40x36mm 2x60 STSRT - 338+ (40) Noffsinger Clips Bolted On	Broekema	Bin Fill Conv -7
2003-01334	7/16x40x36mm 2x60 STSRT - 243+ (28'8") Noffsinger Clips Bolted On	Broekema	Bulkloader
2005-4414012500	7/16x14x1.25in STPL - 423Links (44)	Noffsinger	Stone Conv

★ 2017 was 298+

Dealer Rep \_\_\_\_\_ Date \_\_\_\_\_

Customer \_\_\_\_\_ Date \_\_\_\_\_

14074

## HEARTLAND FARMS

2/6/2014

4RSPH 65" LAH  
BIN / AIR HEAD ELECTRONIC LEVELING

#14074  
HEARTLAND FARMS  
4RSPH 65" LAH

## MD3 MODULE (GRAY PLUG)

C1:1	- BATT	Ground - Black 15 To XA2-A0 C1:15	Black 15	(C1:15)
C1:2	CAN A-L	Belden 8762 - Clear To XA2-AO C1:40		(C1:2)
C1:7	+RTC	12VDC Continuous From 10A Fuse In Panel	Red 280	(C1:7)
C1:11	CAN A-H	Belden 8762 - Black To XA2-AO C1:26		(C1:11)
C1:12	+ BATT	+12VDC TO XA2-A0 C1:28		(C1:28)

## MD3 MODULE (BLACK PLUG)

C2:4	DIN-D	Bin Auto Node Select		Red [(Red 75 (4))]
C2:5	-VREF	MC2 Comm Cable	Ground	Black
C2:6	USB-D-	MC2 Comm Cable	Data -	White
C2:7	USB-D+	MC2 Comm Cable	Data +	Green
C2:9	DIN-E	Bin Manual Up		Orange 72 (4)
C2:10	DIN-F	Bin Manual Down		Blue 71 (4)
C2:11	DIN-G	Travel mode		White 41 (4)

14074

## HEARTLAND FARMS

2/6/2014

4RSPH 65" LAH  
BIN / AIR HEAD ELECTRONIC LEVELING

**BIN SENSOR**

Blue	Ground	Junction Block	1
White	Signal	Junction Block	14
Brown	12VDC	Junction Block	29

**AIR HEAD PITCH SENSOR #4**

Black	- VREF	Junction Block	24
White	Signal	Junctionm Block	16
Red	+ VREF	Junction Block	30

**AIR HEAD ROLL SENSOR #5**

Black	- VREF	Junction Block	24
White	Signal	Junction Block	16
Red	+ VREF	Junction Block	30

**AIR HEAD ENCLOSURE**  
**BELDEN 8770 - #5**

**6 PIN PLUG ROLL**

PIN 1	White	Signal
2	Black	- VREF
3	Red	+ VREF

**PITCH****BELDEN 8770 - #4**

4	White	Signal
5	Black	- VREF
6	Red	+ VREF

**BIN VALVE****BELDEN 9418 #1****PIN**

White	A
Green	B
Black	A
Red	B

**A.H. PITCH VALVE****BELDEN 9418 #2**

White	A
Green	B
Black	A
Red	B

**A.H. ROLL VALVE****BELDEN 9418 #3**

White	A
Green	B
Black	A
Red	B



# AFE New Equipment Chain Verification Sheet

Chain For Big Iron Equip / Heartland #14074 4SRPH65LAH

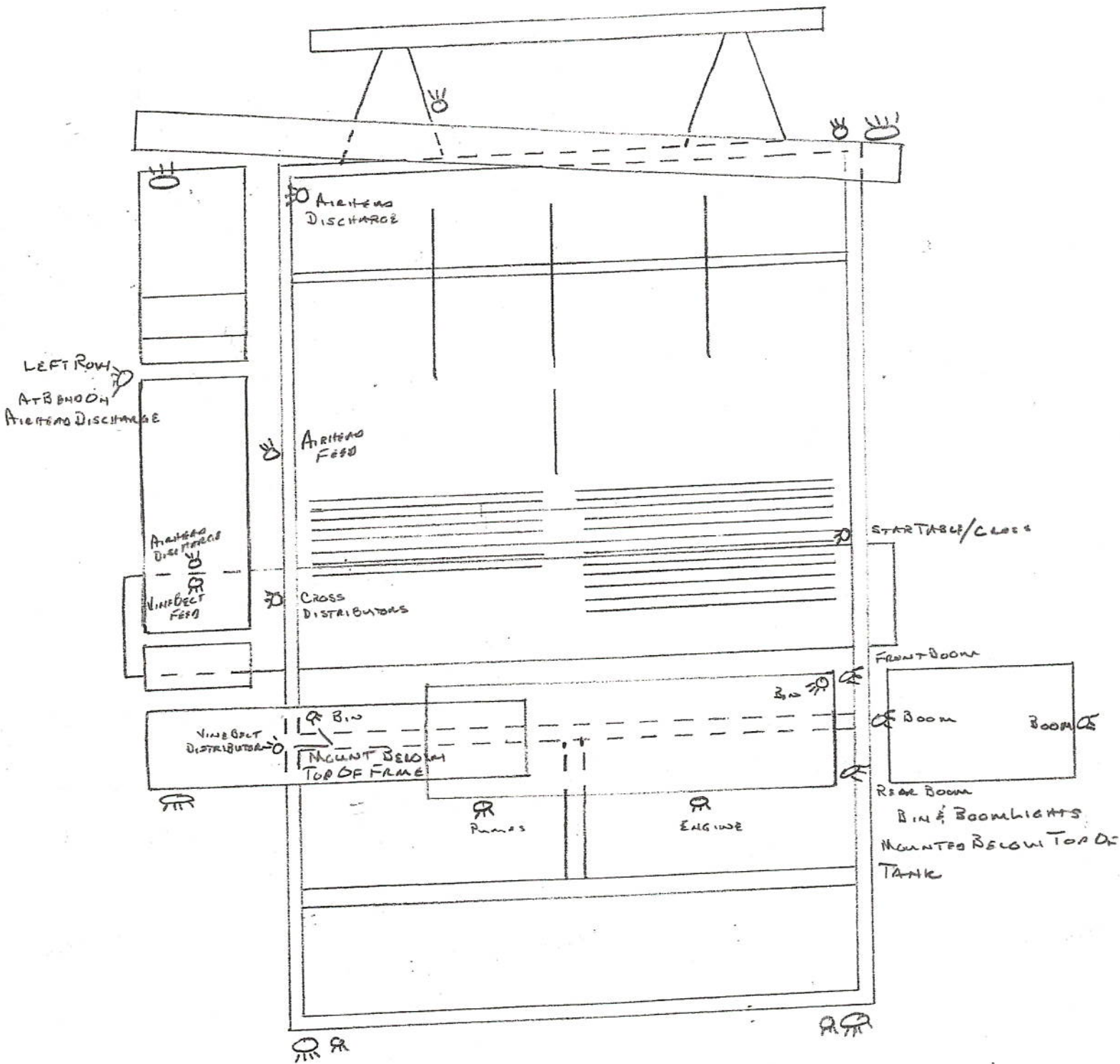
AFE Part #	Description	Brand	Location
2003-00082	1/2x33x45mm 2x60 2DNPL-1STPL - 121+ (18') Clips Bolted On	Noffsinger	Primary (4)
2003-00083	7/16x68x45mm 3x60 STSRT - 68+ (10') Noffsinger Clips Bolted On	Broekema	Secondary (2)
2003-00253	5/8x68x150mm 2x60 STSRT - 64LPR (31'6") Noffsinger Clips Bolted On	Broekema	Deviner (2)
2003-00254	7/16x48x45mm 2x60 STSRT - 230+ (34') Noffsinger Clips Bolted On	Broekema	Rear Cross -3
2003-01332	7/16x65x45mm 3x60 STSRT - 342+ (50'6") Noffsinger Clips Bolted On	Broekema	Lower Side
2003-01333	7/16x65x45mm 3x60 5DNSRT-1STSRT - 271+ (40') Noffsinger Clips Bolted On	Broekema	Upper Side
2003-00170	7/16x40x36mm 2x60 STSRT <sup>350</sup> 338+ (40') Noffsinger Clips Bolted On	Broekema	Bin Fill Conv -7
2003-01334	7/16x40x36mm 2x60 STSRT - 243+ (28'8") Noffsinger Clips Bolted On	Broekema	Bulkloader
2005-4414012500	7/16x14x1.25in STPL - 423Links (44')	Noffsinger	Stone Conv

Dealer Rep \_\_\_\_\_ Date \_\_\_\_\_

Customer \_\_\_\_\_ Date \_\_\_\_\_



1/14/14  
#14074  
HARTLAND FARM  
ARSDHUSLAN






# Thermo King

Fitting

Hose

Fitting

- 25 FT 1. 70R4601S #12 Hose CAB/PUMP #12 Hose To #10 Fitting STR-ML Insert
- 100" 2. 70R4408S #8 Hose Pump/COND TOP COND 70R4408S
- 22 FT 3. 70R4496S #6 Hose CAB/REC-DEYER 70R4506S
- 98" 4. BLF1931S #6 Hose Bottom/REC-DEYER 70R4496S  
 painted numbers on Hose at 12 O-Clock



11 O-Clock



12 O-Clock

## COMPRESSOR SERVICE FITTING

- 1 - 75R5641 (#10)
- 1 - 75R5648 (#8)



HEARTLAND #14074


# Thermo King Fitting Hose Fitting

- 328" 1. 70R46015 #12 Hose CAB/PUMP #12 Hose To #10 Fitt STR-ML Insert
- 12FT 2. 70R44985 #8 Hose Pump/Top COND 70R44085
- 296" 3. 70R44965 #6 Hose CAB/REC-DRYER 70R45065
- 13FT 4. 70R44965 #6 Hose Bottom/REC-DRYER 70R44965

Painted numbers on Hose at 12 O-Clock



11 O-Clock

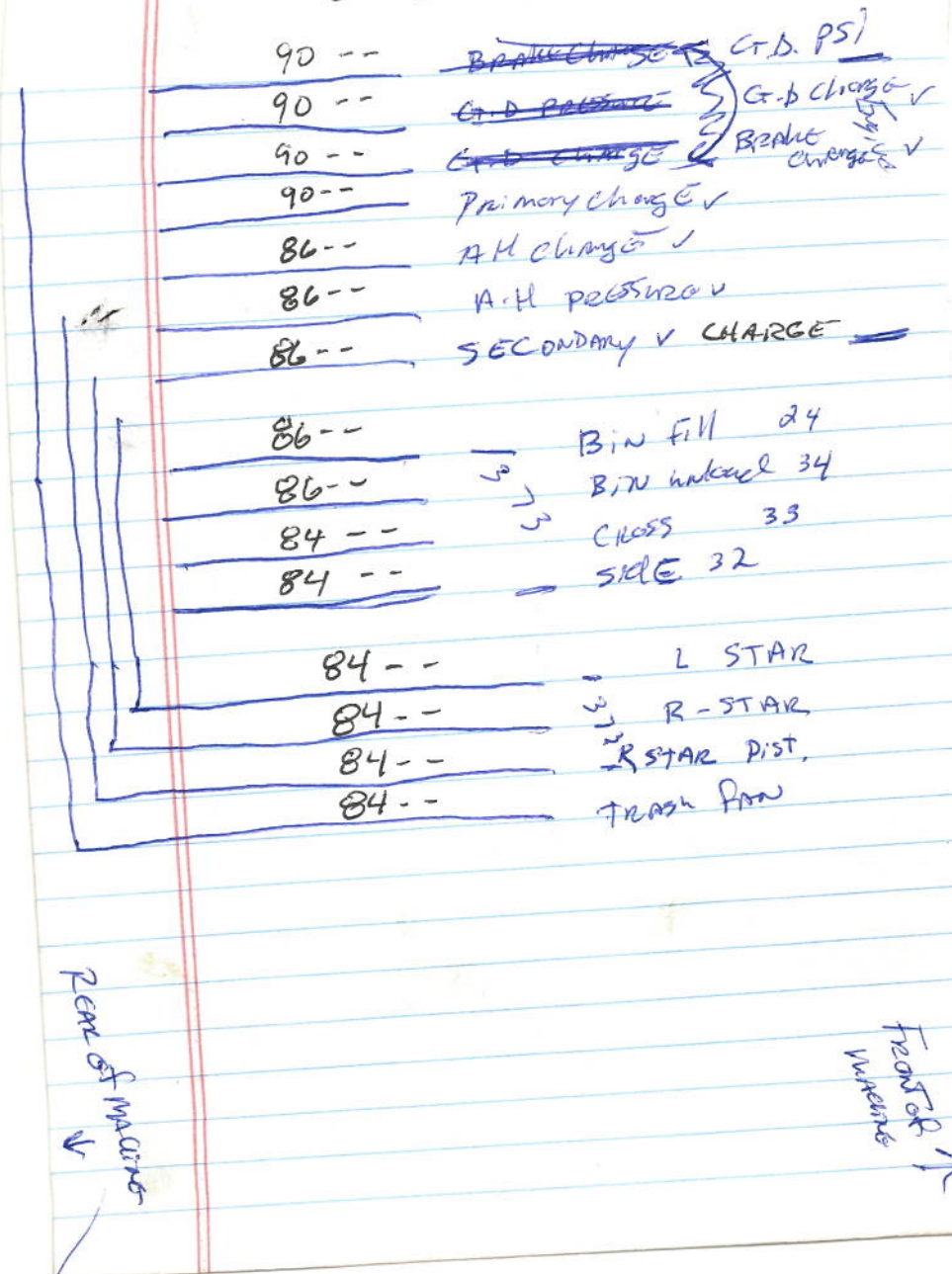


12 O-Clock

## COMPRESSOR SERVICE FITTING

- 1 - 75R5641 (#10)
- 1 - 75R5648 (#8)
- 1 - 2024-0120 A/C PRESS SWITCH
- 1 - 2024-0133 A/C REC. DRYER

# GAGE LINES



- 90 -- ~~BRAKE CHARGE~~ C.D. PSI
- 90 -- ~~C.D. PRESSURE~~ C.D. charge ✓
- 90 -- ~~C.D. CHANGE~~ Brake charge ✓
- 90 -- Primary charge ✓
- 86 -- A.H. charge ✓
- 86 -- A.H. pressure ✓
- 86 -- SECONDARY V CHARGE
- 86 -- Bin fill 24
- 86 -- Bin unload 34
- 84 -- CROSS 33
- 84 -- SIDE 32
- 84 -- L STAR
- 84 -- R-STAR
- 84 -- R STAR DIST.
- 84 -- TRASH PAN

Rear of machine  
↓

Front of machine  
↓

Name: HEARTLAND'S AFE Conveyor Chain Quote Sheet Date: 2-13-14

Example of Primary chain order									
N	4	1/2"	32"	50mm	2x60	121+ (18')	2DN-1ST ALL PLAIN		
Noffsinger Broekema	Rolls	Rod Dia	Width	Pitch	Belts (Qty x Width)	Length	Pattern / Covering / Notes		
SECONDARY	2		68"			10' <del>10'</del>			
DEVINER	2		68"			31' 6"			
CROSS	1		48"			34'			
LOWER SIDE	1		65"			50' 4"			
UPPER SIDE	1		65"			40'			
BIN FILL	1		40"			40'			
BULK LOADER	1		40"			28' 8"			
BIN BELT	1		40"			25' 3"	2009-03010		
PRIMARY	4		33"			18'			
STONE	8+		14"			44'			



2/12/14  
#14074  
HRSPT/65 LVAH

600  
○  
PRIMARY  
CHARGE

600  
○  
SECONDARY  
CHARGE

10,000  
○  
AIRHEAD  
CHARGE

600  
○  
AIRHEAD  
CHARGE

600  
○  
BRAKE  
CHARGE

3,000  
○  
STEERING

5,000  
○  
TRASH FAN

10,000  
○  
GROUND  
DRIVE

600  
○  
GROUND  
DRIVE  
CHARGE

5,000  
○  
LEFT  
PRIMARY

5,000  
○  
RIGHT  
PRIMARY

5,000  
○  
SECONDARY

5,000  
○  
LEFT  
STARTABLE

5,000  
○  
RIGHT  
STARTABLE

3,000  
○  
RIGHTSIDE  
TRACK DISTRIBUTORS

3,000  
○  
CROSS

5,000  
○  
AIRHEAD  
FEED

3,000  
○  
BIN  
UNLOAD

3,000  
○  
BIN  
UNLOAD