

FFO 7815

Paragrout Farms

4RSPH  $\frac{w}{65}$ " AH

S P E E D      C O N T R O L S      V I E W E R

Air Head Pump      PRIMARYS      SECONDARY      SIDE      STONE      BUILDING      STAR TABLE      RAISE

OFF      LEFT      RIGHT      LEFT      RIGHT      LEFT      RIGHT      LOWER

REPAIR      REPAIR      N      V      E      Y      O      R      S      BIN      FULL      A.H. CLEARER

REPAIR      REPAIR      BIN      FULL      A.H. CLEARER

REPAIR      REPAIR      BIN      FULL      A.H. CLEARER

SHAKERS

1      2      3      4      5

Boom      Boom      Boom      COURSE      GRADE

6      7      8      9      10

2/27/07  
#67015  
PARANORIT FRAMES  
4RSPH/L/S" TRAIL

S P E E D      C O N T R O L S      V I E B E L T  
 PRIMARY'S    SECONDARY    SIDE    STONE    BULKHEAD    STAR TABLE    RAISE

OFF-2X46Y    LEFT    RIGHT    SS2008-BK    SS2008-BK    SS2008-BK    SS2008-BK    SS2008-BK    LEFT    RIGHT    LOWER  
 RAISE    SS2008-BK

REMOVT NUTRAN 76045    RIM/BOOM    RAISE    ON    A.H. CLEANER    AUTOMATIC

MINSTR PRIMARY SECONDARY STAR TABLE CROSS SIDE RIM FILL BOOM TRANSFORM LOWER OFF MINUTE MINUTE  
 2X46Y 2X46Y 2X46Y 2X46Y 2X46Y 2X46Y 2X46Y 2X46Y 41203 41203 762261

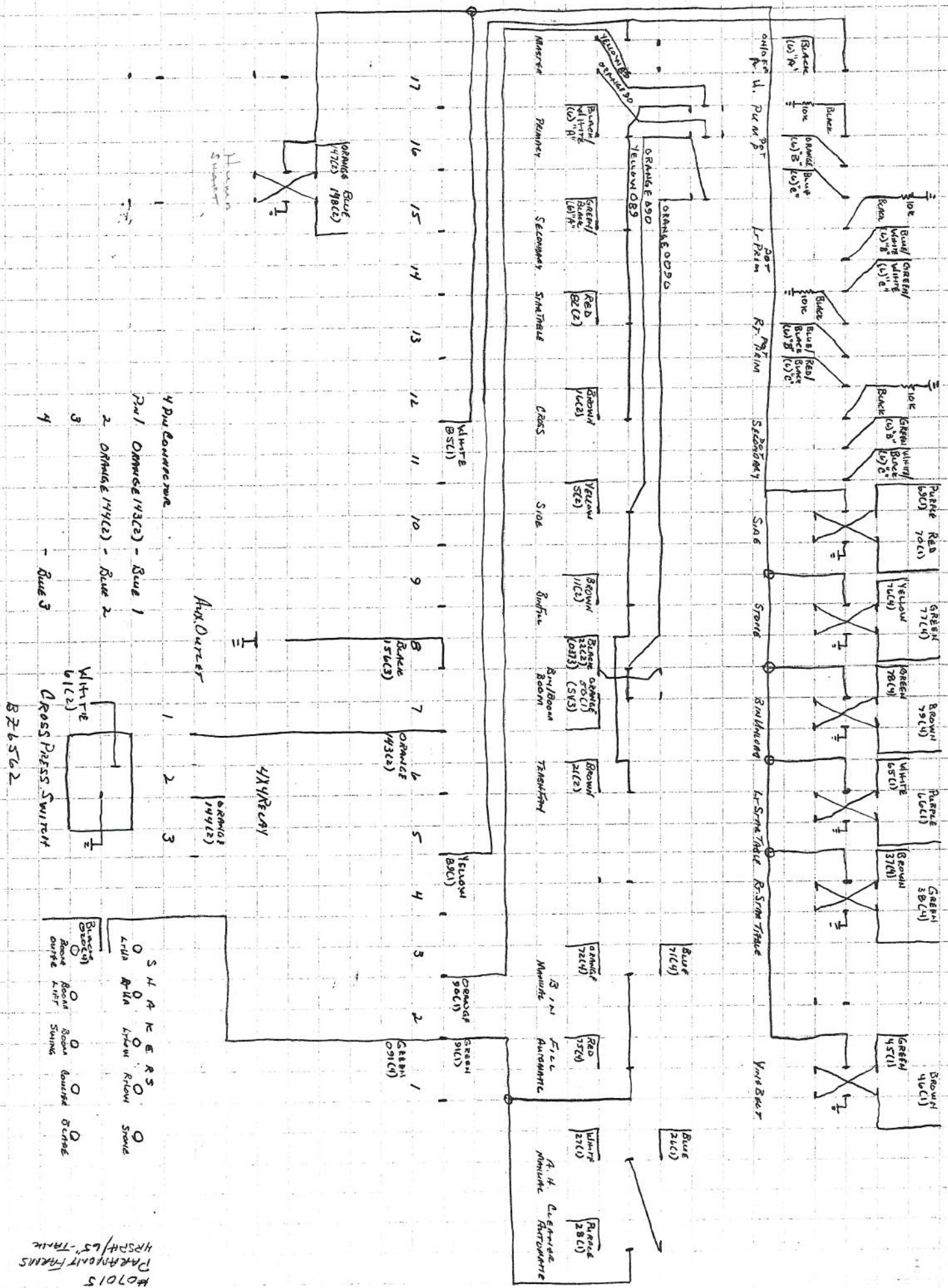
HUMP STAFF SS2008-BK

S H A K E R S

L-UP, R-UP, R-LOW, R-LOW STONE

BOOM BOOM BOOM BOOM BOOM  
 LIFT SWINGS BOOM BOOM BOOM BOOM BOOM

2/21/01  
 #67015  
 PAREANOTT FARMS  
 4RSP#165-TRAIN



NO 7015  
 PARALLEL TRUNK  
 4 Pairs / 65" Trunk



A.H. FAN



FUEL WARN



LOW

HYDRAULIC



GROUND DRIVE

4 RANGE



LO RANGE

GROUND

DRIVE

4X4



412

FUEL PUMP



BACK UP



LIGHTS

FLASHERS



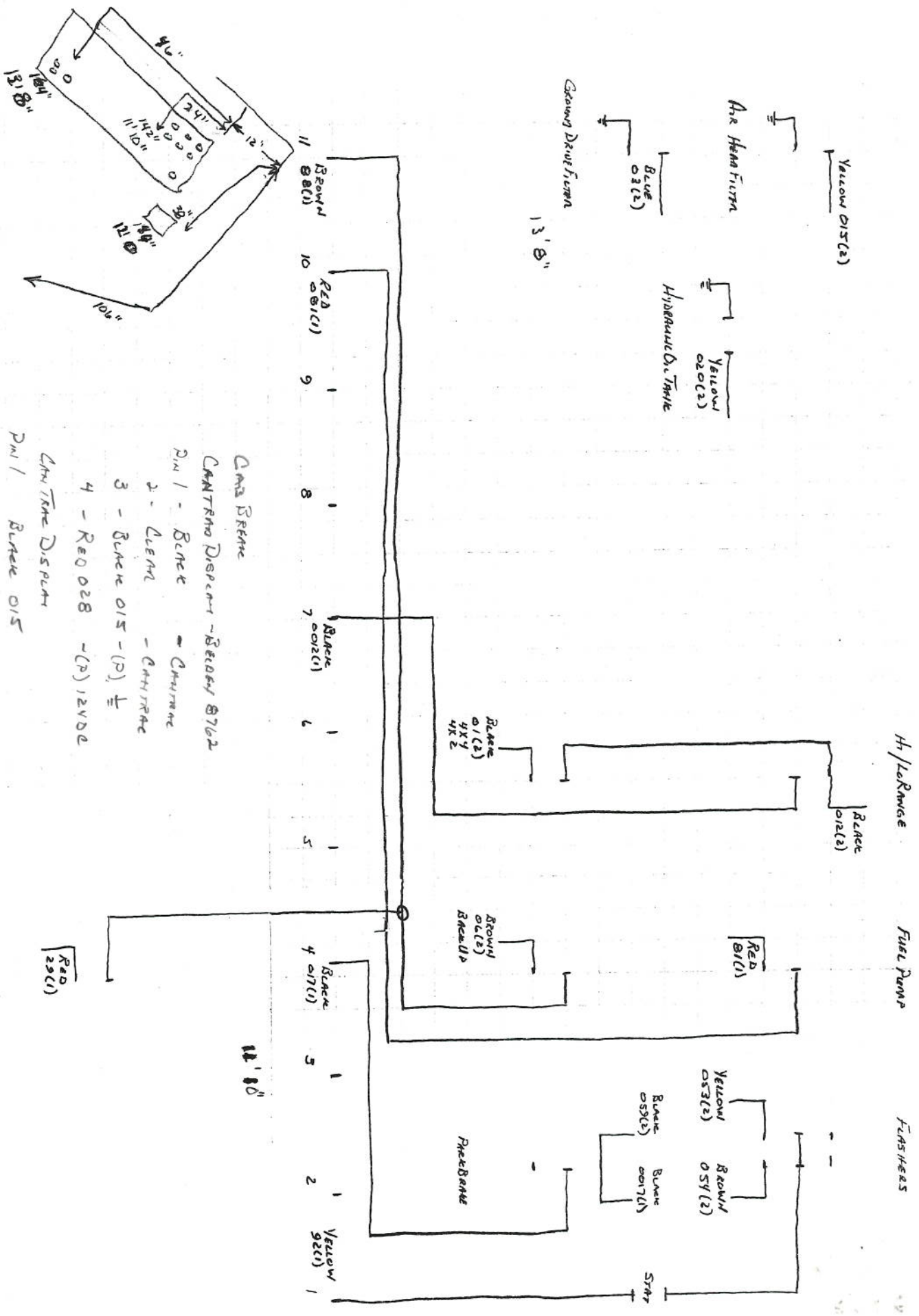
PARKING BRAKE



OFF



STROBE LIGHT



- Oil BOTTLE
- CAUTION DISARM - BEIDAY 8762
- Pin 1 - BLUE - CHAIRMAN
- 2 - GREEN - CHAIRMAN
- 3 - BLUE OIL - (P) 1
- 4 - Red OIL - (P) 12VDC
- Line Tank DISARM
- Pin 1 - BLUE OIL
- 2 - Pin 028
- 7 - Green > BEIDAY 8762
- 8 - BLUE

FOOT PEDAL SWITCHES

CENTERING

SECONDARY

STEERING

REVERSING

LEFT

RIGHT

LT PRIM

RT PRIM

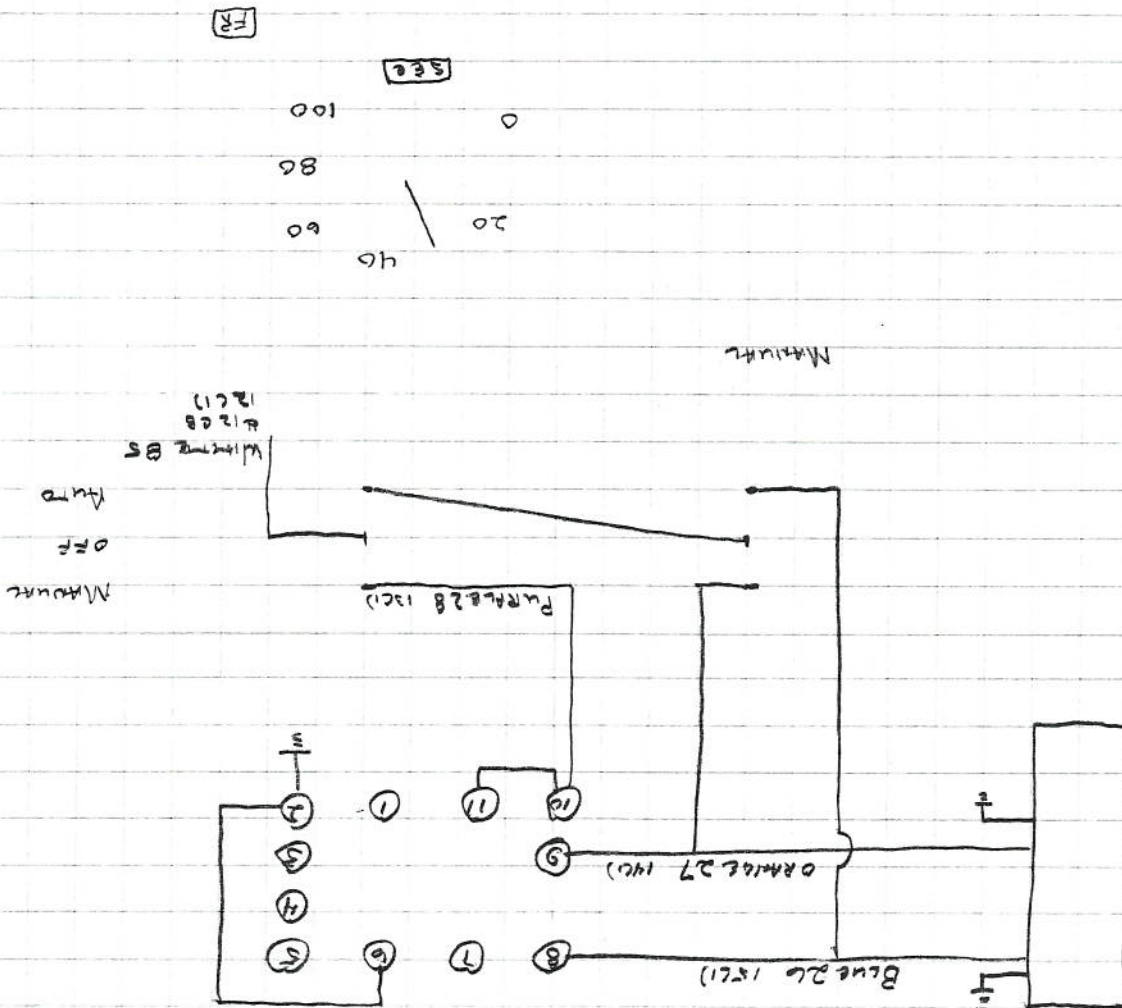
STEERING COLUMN

CENTERING





# Air Filter Cleaner



PLUG #1  
PIN #

92	CB 1 TO HAZARD STAT TO SWITCH	YELLOW	1
91	CB2 TO AIR HEAD / BIN FILL SWITCHES	GREEN	2
90	CB3 TO MASTER SWITCH	ORANGE	3
017	CB4 TO BRAKE, STEER, WARNING, SPEEDOMETER	BLACK	4
081	CB 10 TO FUEL PUMP SWITCH	RED	5
89	CB5 TO MASTER SWITCH	YELLOW	6
0012	CB7 TO 2-SPEED	BLACK	8
0017	BRAKE SWITCH TO BRAKE SOLENOID	BLACK	9
88	CB11 TO BACK UP LIGHTS SWITCH	BROWN	10
85	CB12 TO ACTUATOR SWITCHES	WHITE	11
81	FUEL PUMP SWITCH TO FUEL PUMP	RED	12
28	A-H CLEANER AUTO TO TIMER #10	PURPLE	13
27	A-H CLEANER MANUAL TO TIMER #9 TO SOLENOID	WHITE	14
26	A-H CLEANER MANUAL TO TIMER #8 TO SOLENOID	BLUE	15
46	VINE BELT RAISE / LOWER SWITCH TO ACTUATOR	BROWN	16
45	VINE BELT RAISE / LOWER SWITCH TO ACTUATOR	GREEN	17
29	STROBE LIGHT	RED	18
70	SIDE SWITCH TO RDRS112-30 ACTUATOR	RED	21
69	SIDE SWITCH TO RDRS112-30 ACTUATOR	PURPLE	22
52	CB 16 TO FOOT SWITCHES 12VDC	RED	23
83	FOOT SWITCHES TO STEERING BOX	PURPLE	24
3600	RIGHT FRONT TRUCK SIGNAL LIGHT	BLUE	28
3400	RIGHT FRONT TRUCK SIGNAL LIGHT	BLACK	29
65	LEFT STAR RDRS112-30 ACTUATOR	WHITE	35
66	LEFT STAR RDRS112-30 ACTUATOR	PURPLE	36
50	BIN UNLOAD BYPASS SV3-16-0-12T-12DG SOLENOID	ORANGE	37

BLACK/BLUE 17

4RSFH W/65" - TANK

PLUG 2  
PIN #

1	BROWN	153	LT. PRIM. REV. SWT. TO REV. VALVE COIL "A" - FOR.
2	ORANGE	154	RT. PRIM. REV. SWT. TO REV. VALVE COIL "A" - FOR.
3	BLACK	059	PARK SWT. TO 14(5)/15(5) RED 0015 TO SMX TO SV4-10-0
4	YELLOW	752	HYDRAULIC OIL TEMPERATUR SENSOR TO CAB
5	RED	7	TACHOMETER SENSOR TO CAB
6	GREEN	155	SECONDARY / DEVINER REVERSE
7	BROWN	54	RIGHT TURN SIGNAL
8	YELLOW	53	LEFT TURN SIGNAL
9	BROWN	6	BACK-UP LIGHT SWITCH TO RELAY
10	BROWN	505	RIGHT WORK LIGHT SWITCH TO RELAY
11	YELLOW	753	HYD. OIL TANK GAUGE TO TANK GROUND
12	BLACK	1	4 X 4 SWITCH TO RELAY
13	BLACK	12	2-SPEED SWITCH TO SOLENOID
14	BROWN	21	TRASH FAN SWITCH TO SOLENOID
15	BROWN	11	BIN FILL SWITCH TO DTS-0373B SOLENOID
16	YELLOW	5	SIDE CONVEYOR SWITCH TO DTS-0373B SOLENOID
17	BROWN	16	CROSS CONVEYOR SWITCH TO DTS-0373B SOLENOID
18	RED	82	STAR ROLLS SWT. TO 2 DTS-4208B SOL'S.
19	YELLOW	156	LT. PRIM. REV. SWT. TO REV. VALVE COIL "B" - REV.
20	YELLOW	15	FAN RETURN FILTER #3 TO LIGHT
21	BLUE	3	GROUND-DRIVE HI-PRESSURE FILTER #3 TO LIGHT
22	YELLOW	20	HYDRAULIC LEVEL SENSOR TO CAB (BZL-12)
23	WHITE	61	CROSS CONVEYOR PRESSURE SWITCH N.O. TO CAB (BZ 6562)
24	BLACK	22	BIN / BULK SWT. TO DTS-0373B SOLENOID
25	ORANGE	143	CB7 TO HYDRO NEUTRAL SWITCH #1
26	ORANGE	144	HYDRO NEUTRAL SWITCH #2 TO PANEL RELAY
27	RED	157	RT. PRIM. REV. SWT. TO REV. VALVE COIL "B" - REV.
28	GREEN	607	DTS-0160 TO CAB SPEEDOMETER
29			
30			
31			
32			
33	ORANGE	147	HUMP SHAFT ACTUATOR
34	BLUE	148	HUMP SHAFT ACTUATOR
35			
36	GREEN	425	TEMP. SENDER IN PRIMARY CIRCUIT TO CAB
37			

GREEN 607

YELLOW 753

BROWN 505

DK GREEN 602

YELLOW 752

GREEN 425



4RSFH W/65" - TANK

PLUG 3  
PIN #  
[LG 16]

PLUG 3 PIN #	Color	Description
*1	RED	CB6 TO WIPER
2	RED	CB6 TO RADIO
3	PURPLE	OIL PRESSURE SENSOR TO GAUGE
4	BLACK	GROUND
5	BROWN	LIGHT SWITCH ROAD POSITION TO RELAY #5-86
6	RED	CB8 TO DOME LIGHT/PANEL/LITE SWT/RADIO MEM ( ST87 HOT )
*7	<del>BROWN</del>	CB8 TO DOME LIGHT RELAY TO CAB FIELD LIGHTS #4-30
8	BROWN	WORK LIGHT SWITCH TO LEFT WORK LIGHTS RELAYS
9	ORANGE	OIL PRESSURE SENSOR TO LIGHT
10*	<del>BROWN</del>	CB8 ROAD LIGHT RELAY TO CAB LIGHTS #5-30
11	BLUE	FUEL TANK SENDER TO GAUGE
12	BLUE	COOLANT TEMP. SENSOR TO LIGHT
13	GREEN	COOLANT TEMP. SENDER TO GAUGE
14	BROWN	CAB FIELD LIGHT POSITION TO RELAY #4-86
*15	BLACK	CB15 TO AUXILIARY OUTLET BOX 12 AWG
16	GRN.	PRIM. CIRCUIT TEMP. GAUGE TO GRD. AT SENDER

ORANGE 4

ORANGE 9

WHITE 58

ORANGE 19

ORANGE 14



4RSPH W/ 65" - TANK

PLUG 4  
SW#/PIN#

SW#/PIN#	Color	Description	SW#/PIN#	Color	Description
1	RED	CB7 TO PIN 4 ON GAUGE PANEL	21	RED	
2	BROWN	STONE BOX MVS VALVE			
3	WHITE / BROWN	STONE BOX MVS VALVE			
4	BLUE	BOOM OUTER MVS VALVE			
5	WHITE / BLUE	BOOM OUTER MVS VALVE			
6	VIOLET	BOOM LIFT MVS VALVE			
7	WHITE / VIOLET	BOOM LIFT MVS VALVE			
8	GRAY	BOOM SWING MVS VALVE			
9	WHITE / GRAY	BOOM SWING MVS VALVE			
10	GREEN	COULTER MVS VALVE			
11	WHITE / GREEN	COULTER MVS VALVE			
12	WHITE / BLACK / ORG.	BLADE MVS VALVE			
13	WHITE / BLACK / YEL.	BLADE MVS VALVE			
14	BLUE	LEFT CRAB FOOT SWITCH TO STEERING BOX RELAY	55	BLUE	
15	GREEN	A.H. FAN RPM PICKUP TO TOC 8 JUNC. TO CAB	605	GREEN	
16	ORANGE	RIGHT CRAB FOOT SWITCH TO STEERING BOX RELAY	56	ORANGE	
17	BROWN	RIGHT STAR TABLE RDRS112-30 ACTUATOR	37	BROWN	
18	GREEN	RIGHT STAR TABLE RDRS112-30 ACTUATOR	38	GREEN	
19	BLUE	BIN FILL MAN. SWITCH TO TOC 8 ( DOWN )	71	BLUE	
20	ORANGE	BIN FILL MAN. SWITCH TO TOC 8 ( UP )	72	ORANGE	
21	RED	BIN FILL AUTO. SWT. TO TOC 8 PANEL JUNCTION BLOCK	75	RED	
22	YELLOW	STONE SWITCH TO RDRS112-30 ACTUATOR	76	YELLOW	
23	GREEN	STONE SWITCH TO RDRS112-30 ACTUATOR	77	GREEN	
24	GREEN	BIN UNLOAD SWITCH TO RDRS112-30 ACTUATOR	78	GREEN	
25	BROWN	BIN UNLOAD SWITCH TO RDRS112-30 ACTUATOR	79	BROWN	
26					
27					
28	BLACK	LEFT UPPER SHAKER MVS VALVE			
29	WHITE / BLACK	LEFT UPPER SHAKER MVS VALVE			
30	RED	RIGHT UPPER SHAKER MVS VALVE			
31	WHITE / RED	RIGHT UPPER SHAKER MVS VALVE			
32	ORANGE	LEFT LOWER SHAKER MVS VALVE			
33	WHITE / ORANGE	LEFT LOWER SHAKER MVS VALVE			
34	YELLOW	RIGHT LOWER SHAKER MVS VALVE			
35	WHITE / YELLOW	RIGHT LOWER SHAKER MVS VALVE			
36	WHITE / BLACK / GREEN	CYBER TECH HANDLE TO PANEL GROUND			
37	WHITE	CB2 TO CYBER TECH HANDLE			
42	YELLOW	LEFT UPPER SHAKER MVS VALVE			
43	WHITE	LEFT UPPER SHAKER MVS VALVE			
32	RED	RIGHT UPPER SHAKER MVS VALVE			
33	YELLOW	RIGHT UPPER SHAKER MVS VALVE			
44	RED	LEFT LOWER SHAKER MVS VALVE			
47	BROWN	LEFT LOWER SHAKER MVS VALVE			
48	BLUE	RIGHT LOWER SHAKER MVS VALVE			
49	PURPLE	RIGHT LOWER SHAKER MVS VALVE			
020	BLACK	CYBER TECH HANDLE TO PANEL GROUND			
091	GREEN	CB2 TO CYBER TECH HANDLE			

22 512-1299

PARAMONT FARMS  
COLUMN PLUG

4RSFH W/65" - TANK

PLUG 5  
PIN #

RED	ST 87 HOT SIDE TERMINAL	11	RED
RED	ST 87 IGNITION TERMINALS	13	RED
BROWN	POWER FROM TURN STAT	502	BROWN
WHITE	CLUTCH SWITCH N.C. TO RELAY	104	WHITE
BLACK	TO CLUTCH SWITCH N.O. POSITION TO 15 ( 5 )	059	BLACK
RED	TO SMX SWITCH - "COM" / N.O. ON SMX RED 15 TO SV4 SOLENOID	0015	RED
BROWN	RIGHT TURN SIGNAL - BROWN 54 ON MACHINE	522	BROWN
BROWN	LEFT TURN SIGNAL - YELLOW 53 ON MACHINE	523	BROWN

1	OIL PRESSURE GAUGE PURPLE 705 TO ORANGE/RED 14	1
2	GROUND	2
3	INTERNAL LAMPS BROWN 526 PRE 1998/503 - 1998/BRN. 511 2004	3
4	IGNITION & BATTERY RED 21 TO C.B. #7	4
5	TEMP. GAUGE GREEN 617 TO ORANGE 4	5
6	FUEL GAUGE BLUE 652 TO WHITE 58	6
7		7
8		8
*9	WATER TEMP. LIGHT BLUE 653 TO ORG/BLK 9	*9
*10	OIL PRESSURE LIGHT ORANGE 924 TO ORG. / BLUE 19	*10

\*9 TO BZ6562 BLUE 653 SENDER LIGHT - 12VDC RED 21

\*10 TO BZ65652 ORANGE 924 SENDER LIGHT - 12VDC RED 21

CAM TRAC

BLACK

GREEN

BLACK 015

RED 028

RED  
GREEN  
BLACK

**PLUG #6**

1	BLACK	AIR HEAD CONTROLLER POWER SUPPLY PIN "4"
2	RED	AIR HEAD CONTROLLER COMMAND SIGNAL PIN "2"
3	ORANGE	AIR HEAD CONTROLLER COMMAND SIGNAL PIN "3"
4	BLUE	AIR HEAD CONTROLLER COMMAND SIGNAL PIN "8"
5	BLACK / WHITE	LEFT / RIGHT PRIMARY CONTROLLER POWER SUPPLY PIN "6"
6	RED / WHITE	LEFT PRIMARY CONTROLLER COMMAND SIGNAL PIN "7"
7	BLUE / WHITE	LEFT PRIMARY CONTROLLER COMMAND SIGNAL PIN "8"
8	GREEN / WHITE	LEFT PRIMARY CONTROLLER COMMAND SIGNAL PIN "9"
9	ORANGE / BLACK	RIGHT PRIMARY CONTROLLER COMMAND SIGNAL PIN "10"
10	BLUE / BLACK	RIGHT PRIMARY CONTROLLER COMMAND SIGNAL PIN "11"
11	RED / BLACK	RIGHT PRIMARY CONTROLLER COMMAND SIGNAL PIN "12"
12	GREEN / BLACK	SECONDARY CONTROLLER POWER SUPPLY PIN "13"
13	WHITE	SECONDARY CONTROLLER COMMAND SIGNAL PIN "14"
14	GREEN	SECONDARY CONTROLLER COMMAND SIGNAL PIN "15"
15	WHITE / BLACK	SECONDARY CONTROLLER COMMAND SIGNAL PIN "16"
16		

LEFT / RIGHT PRIMARY - SECONDARY -- COIL #2 PIN "B" TO GROUND  
 AIR HEAD -- COIL #1 PIN "B" TO GROUND

4RSFH W/ 65" - TANK



PIN #

8468	AIR HEAD COIL #1 - PIN "A"	RED	1
8468	AIR HEAD POTENTIOMETER TERMINAL #2	ORANGE	2
8468	AIR HEAD POTENTIOMETER TERMINAL #3	BLUE	3
8468	AIR HEAD SWITCH - ON / OFF	BLACK	4
9418	LEFT PRIMARY COIL #1 - PIN "S"	GREEN	5
8468	LEFT PRIMARY POTENTIOMETER TERMINAL #2	BLUE/WHITE	6
8468	LEFT PRIMARY POTENTIOMETER TERMINAL #3	GREEN/WHITE	7
8468	LEFT / RIGHT PRIMARY SWITCH - ON / OFF	BLACK/WHITE	8
9418	RIGHT PRIMARY COIL #2 - PIN "E"	BLACK	9
8468	RIGHT PRIMARY POTENTIOMETER TERMINAL #2	BLUE/BLACK	10
8468	RIGHT PRIMARY POTENTIOMETER TERMINAL #3	RED/BLACK	11
9418	SECONDARY COIL #1 - PIN "E"	WHITE	12
9418	SECONDARY POTENTIOMETER TERMINAL #2	GREEN	13
8468	SECONDARY POTENTIOMETER TERMINAL #3	WHITE/BLACK	14
8468	SECONDARY SWITCH - ON / OFF	GREEN/BLACK	15
8468			16
8468			17
8468			18
8468			19
			20
			21
			22
			23
			24

07015

4RSFH W / 65" - TANK

PARAMONT FARMS

KAR-TECH ENCLOSURE

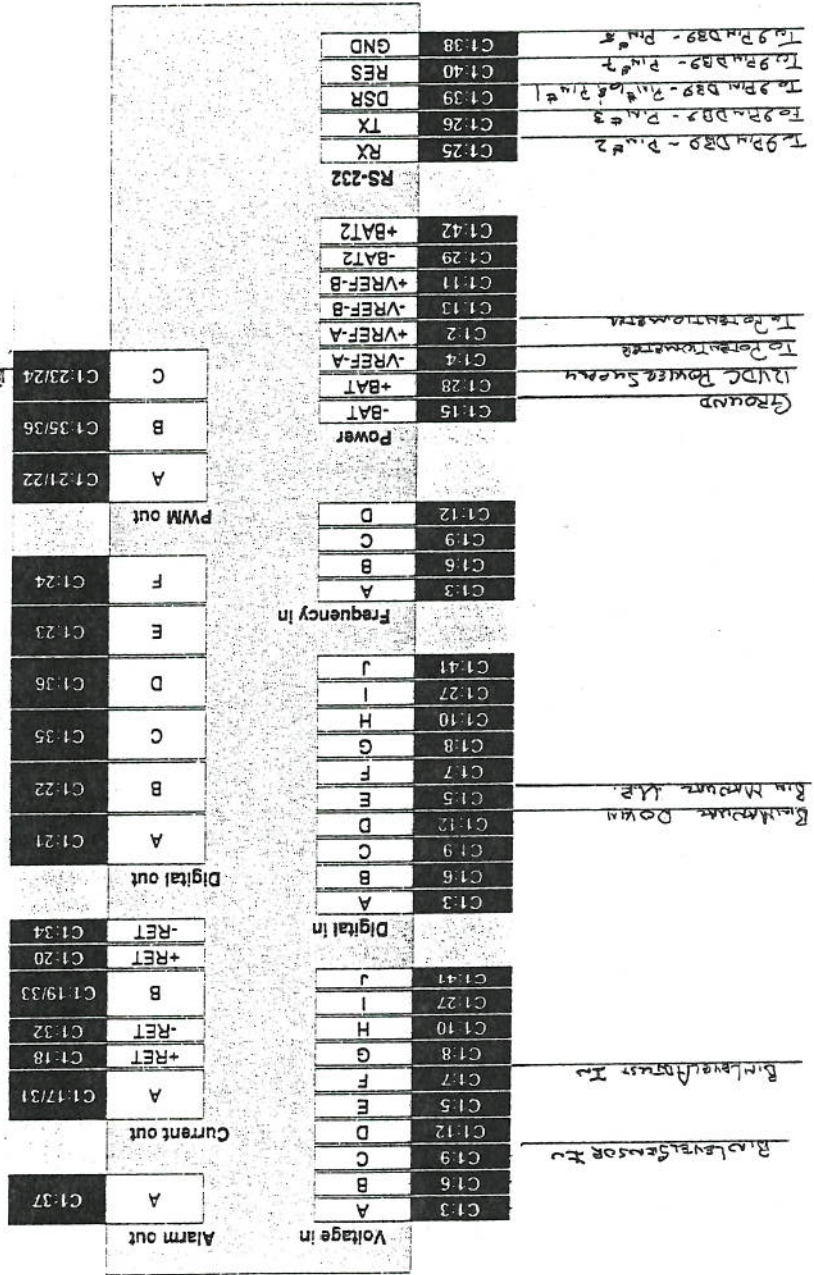
2/28/2007

P



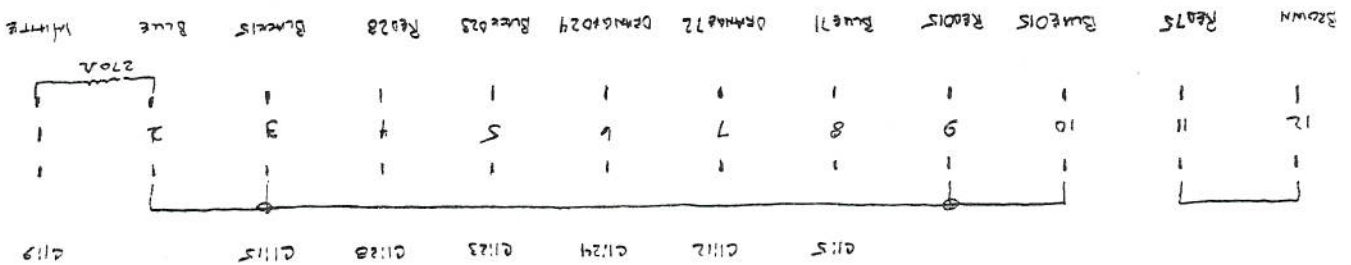
**IQAN TOC8**

Serial number: 1103  
 Hardware version: 4.00  
 Software version: 3.56



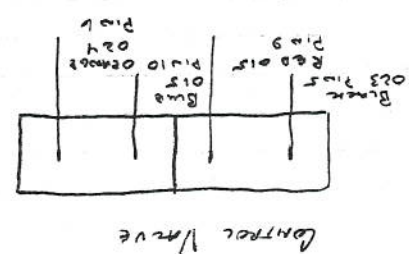
Run Motor Control To

BIN LEVELS




Pin # (JUNCTION BROWN) & 16 Pin AMP

- FROM SENSOR WHITE - SENSOR SIGNAL "IN" (C1:9)
- FROM SENSOR BLUE - GROUND
- GROUND FROM PUMP AMP 9 PIN PLUG - PIN 4 (C1:15)
- RED FROM PUMP AMP 9 PIN PLUG - PIN 3 (C1:28)
- PIN "A" ON CONTROL VALVE (CONTROL SIGNAL) (C1:23)
- PIN "T" ON CONTROL VALVE (CONTROL SIGNAL) (C1:24)
- BIN FULL MANUAL SWITCH "DM" IN PUMP - AMP 37 PIN PLUG #4 - PIN #20 (C1:12)
- BIN FULL MANUAL SWITCH "WA" IN PUMP - AMP 37 PIN PLUG #4 - PIN #19 (C1:5)
- PIN "8" ON CONTROL VALVE (GROUND) (C1:15)
- PIN "8" ON CONTROL VALVE (GROUND) (C1:15)
- BIN FULL AUTO SWITCH - AMP 37 PIN PLUG #4 - PIN #21 (C1:75)
- FROM SENSOR TO RQ 75 - 12VDC - FUTURE MATCH MODE (C1:12)



Control Valve

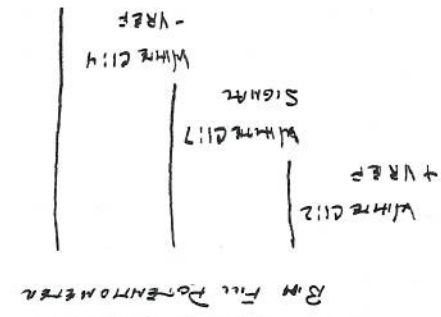
SENSOR SETTINGS 9.5 TO 80



ULTRASONIC SENSOR

DB9 PIN CONNECTION

PIN 2	C1:25	RX
3	C1:26	TX
6 & 1	C1:39	DSR
7	C1:40	RER
5	C1:38	GND



BIN FULL POTENTIOMETER