#1406

Sackett Potatoes

6RSPW

11/21/17
1906

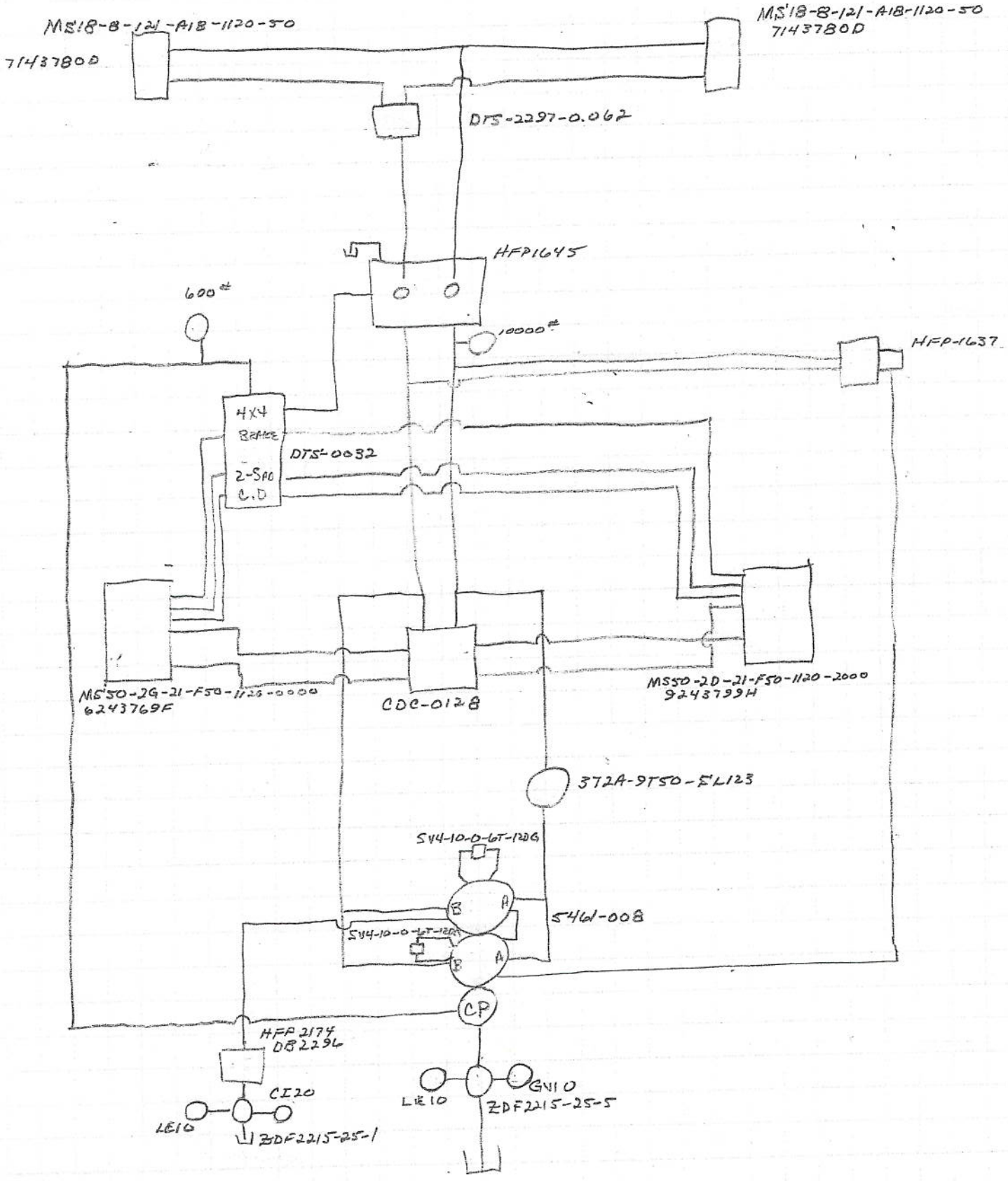
MS18-8-121-A18-1120-50
71437800
MS18-8-121-A18-1120-50
71437800
DTS-2297-0.062
HFP1645
600#
10000#
HFP-1637
4X4
Brake
2-Spd
C.D
DTS-0032
MS50-2G-21-F50-1120-0000
6243769F
CDC-0128
MS50-2D-21-F50-1120-2000
9243799H
372A-9T50-EL123
SV4-10-0-6T-120G
B
A
5461-008
SV4-10-0-6T-120G
B
A
C.P
HFP 2174
DB2296
CI20
LE10
ZDF2215-25-1
LE10
GV10
ZDF2215-25-5

11/21/14
#1406
Sackett Potatoes
6RSP121

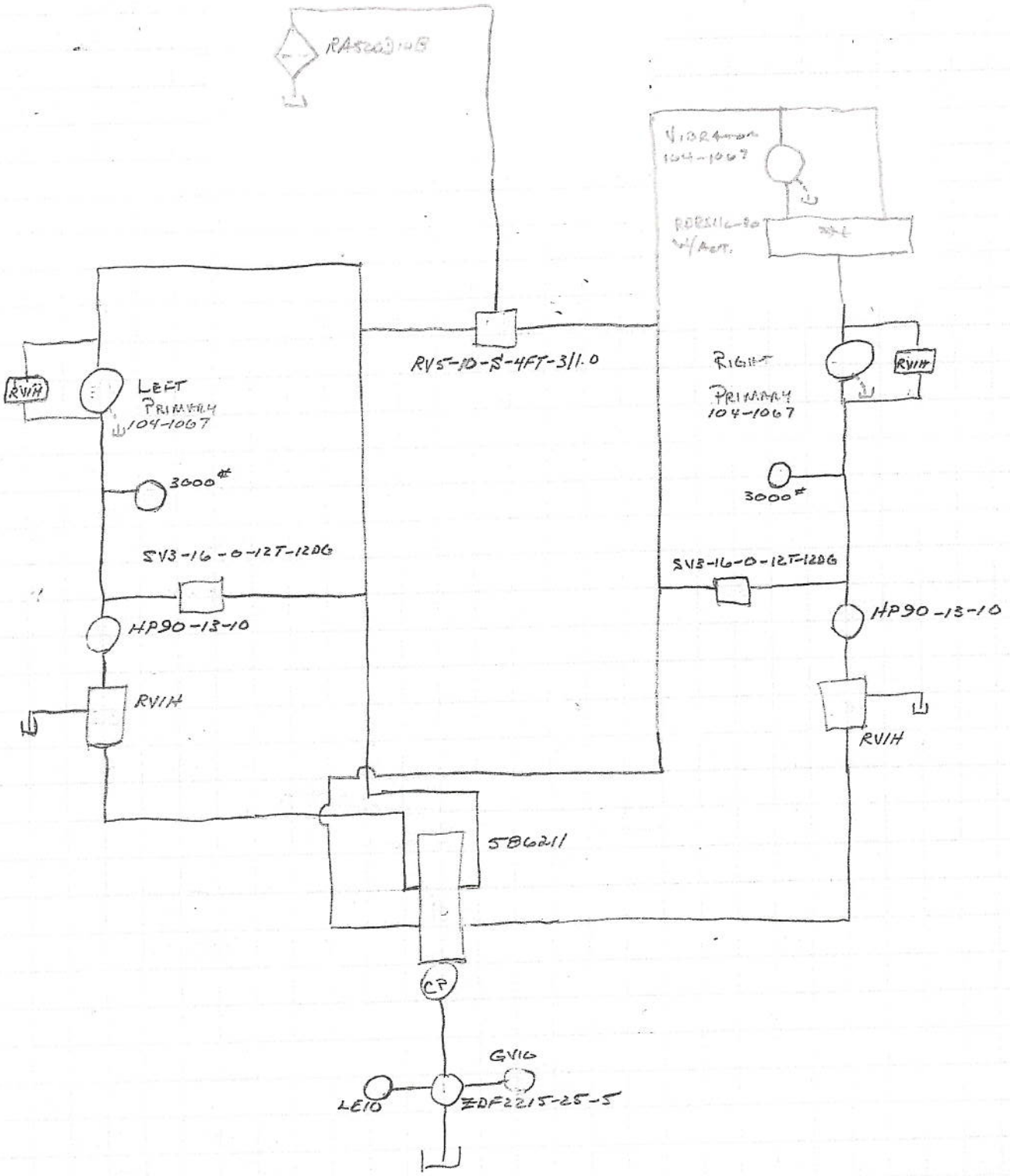

11/21/14
#1406
Sackett Potatoes
6RSPW1

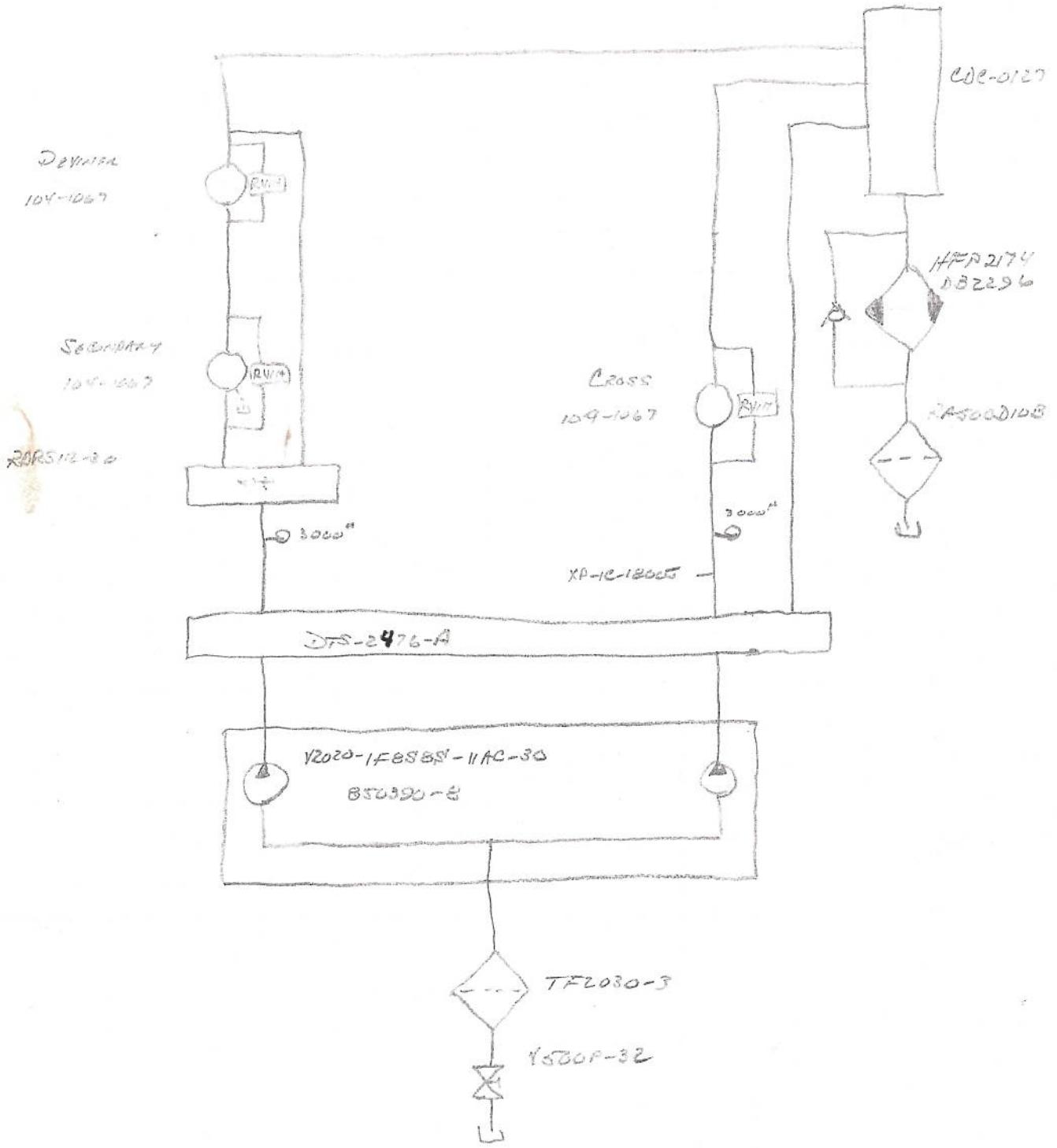

11/21/14
#1406
Sacrificial Potatoes
6RSP 14

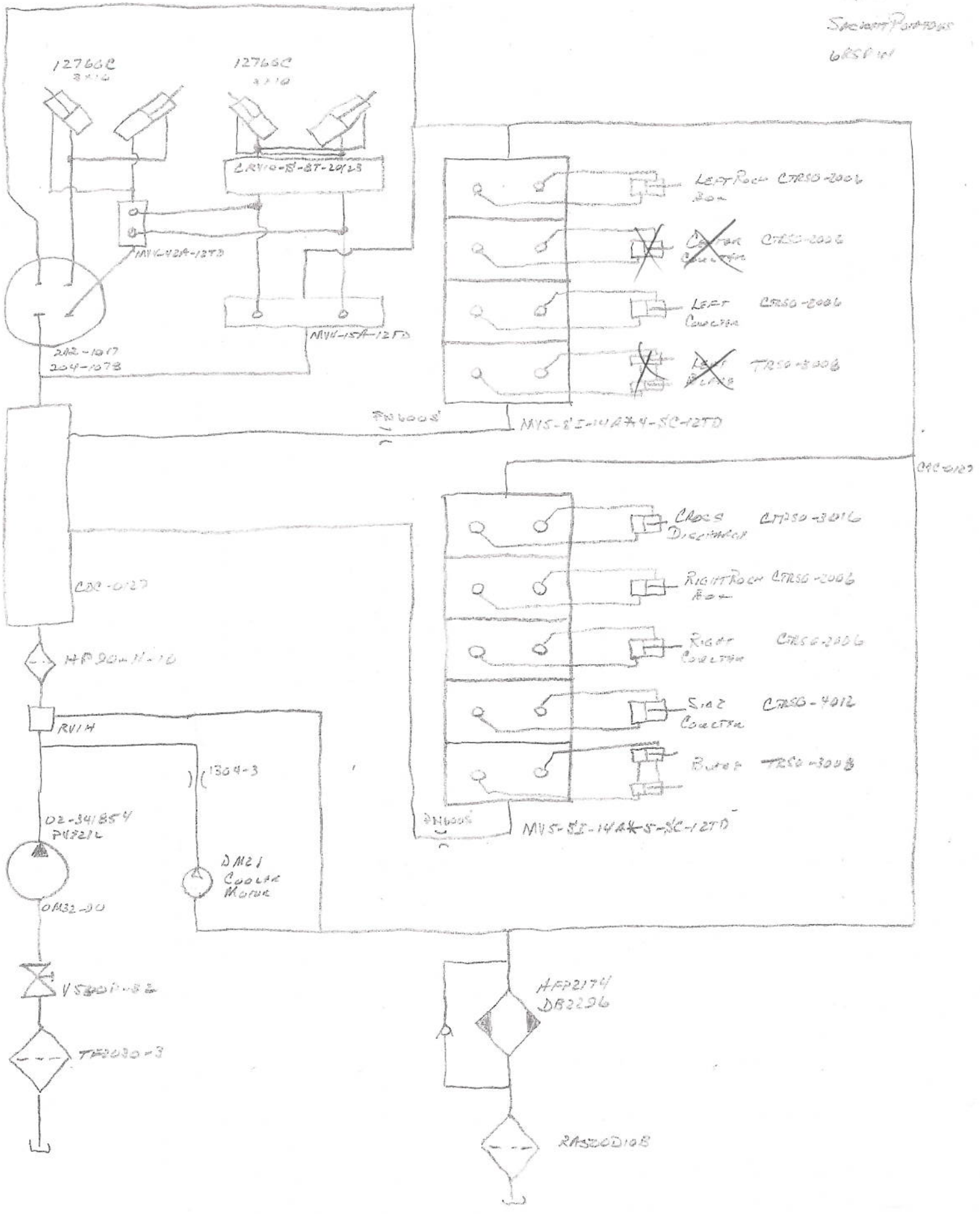

11/21/17
#1400
[illegible]
6RSPW

(4")	(3")	(2")	(3")	(4")
4"X3" Bush	3"X2" Bush		3"X2" Bush	4"X3" Bush
TF2030-3	2" Cls Nia		2" Cls Nia	TF2030-3
2" Cls Nia	V500P-32		V500P-32	2" Cls Nia
V500P-32	2"X1 1/2" Bush		2"X1 1/2" Bush	V500P-32
2"X1 1/2" Bush	1 1/2" Cls Nia		1 1/2" Cls Nia	FT200
FT150	SF150-25-1/5		SF150-25-1/5	*V2020
* PVE216	1 1/2" Cls Nia		1 1/2" Cls Nia	
	V500P-24		V500P-24	
	1 1/2"X1 1/4" Bush		1 1/2"X1 1/4" Bush	
	FT125		FT125	
	* TAN 5.4/5.4		* TA1919	

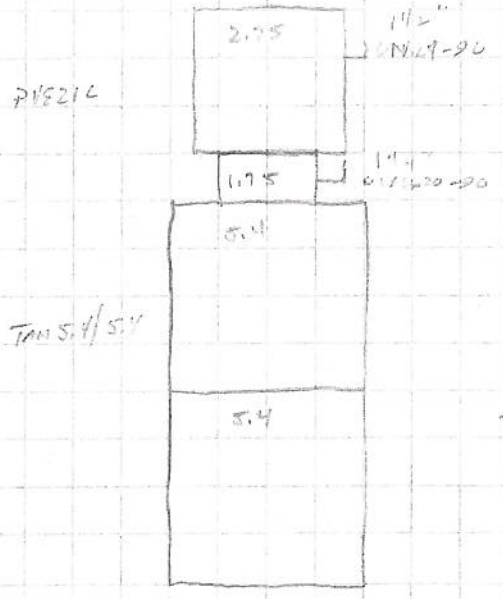

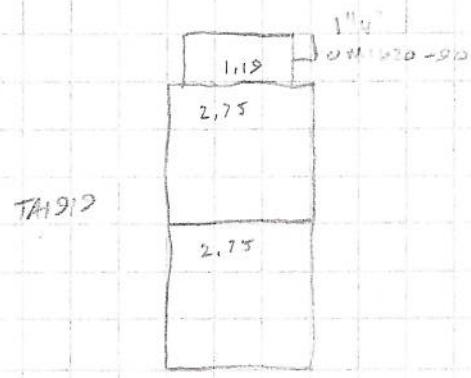

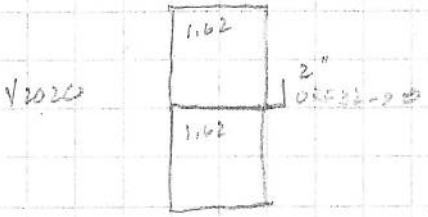

11/21/14
#1406
Sackett Pulpwood
6RSPW

TANK

PVE21L - Steering Pump C.D.
5461-008 - Ground Drive C.D.
Cooler Motor Return
PVE21L - Steering Pump RVIH Relief
Left Side Motor C.D's
Right Side Motor C.D's
DTS-0032
TA1919 - Primary Pump - C.D.

COOLER

Secondary/Deviner Circuit
Cross Circuit
DTS-2476A Bypass
Steering/Valve Bank Returns

D/S CONTROL PANEL



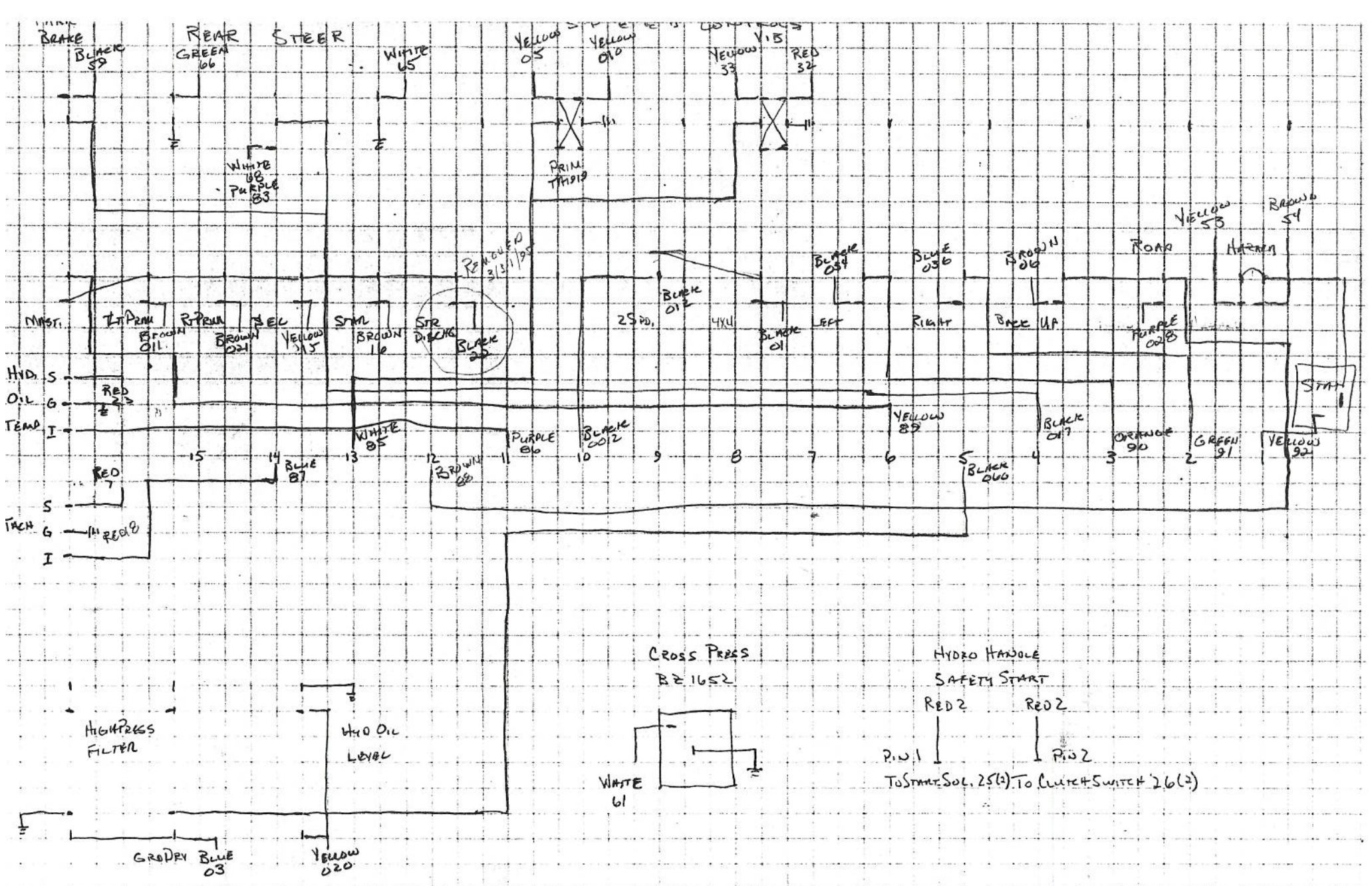

1a.	2a.	6a	30A.	20A. *	20A.	20A.	30A. *	30A. *	20A. *	20A.	20A.	30A. *	30A.	30A.
15	14	13	12	11	10	9	8	7	6	5	4	3	2	1
SPEEDOMETER	TACH	ALT. VINE BELT	BACK UP ROAD LIGHTS	GAUGES RED 21 1(4) FUEL PUMP RED 81	CYLINDERS 2-SPEED 4X4	RADIO RED 12 2(3) WIPER RED 18 1(3)	~~AIR COND.~~ CAB LIGHTS	CAB LIGHTS SWITCH RADIO MEM. RED 22 6(3) HOT ALL THE	CONV.	WARN-TEST GRD DRY. BLUE/BLK 8 FAN FILT YELLOW/BLK 10 HYD. OIL YELLOW/ORG 25 CROSS PRESS BLACK 60	PARK STEER	LEFT WORK LIGHTS	RIGHT WORK LIGHTS	HAZARD TURN STAT BROWN 502 4(5)

GRSPW 1405

LTA-10
6 Row St Thru

Black	1		x 11	4X4 To 12(2)
	12	Red	x 11	2-Speed To 13(2)
	17	Blue	x 11	To Pin 15(5) Back Side Of 783
	22	Orange		[illegible]
Red	2	#1 & 2 In Handle	x 13'6"	To Pin 25(2) (Clutch Switch 5(5) To 26(2) To Hydro Safety Start To Pin 25(2))
	7	Black	x 11	Tach "S" To Sender To 5(2)
	18	Blue	x 11	Tach "G" To Sender To 6(2)
	23	Orange	x 14	Hyd Oil Temp Sender To 4(2)
Blue	3		x 8	Light To Grd Drive Filt. #3 To 21(2)
	8	Black	x 8	#5 Fuse To Grd Hydro Filter #1 (12VDC) 21(2)
	13	Red	x 14	ST87 "Ign Side" To Fuel Shut Off Sol.
	24	Orange	x 16	To Orange 914 In A/C Plug (Clutch Switch)
Orange	4		x 13'6"	Water Sender Gauge 13(3)
	9	Black	x 15'6"	Water Temp Light 12(3)
	14	Red	x 13	Oil Press Sender Gauge 3(3)
	19	Blue	x 13	Oil Press Light 9(3)
Yellow	5		x 12	TA 1919 Act. 16(2)
	10	Black	x 12	TA 1919 Act. 24(2)
	15	Red	x 21	[illegible] Sec Sol 20(2)
	20	Blue	x 16	Hyd. Oil Level Sensor To Buzzer To 22(2)
	25	Orange	x 16	#5 Fuse To Hyd. Oil Level Sensor 12VDC
Brown	6		x 20	Back Up Lights 9(2)
	11	Black	x 10	Left Prim.
	16	Red	x 21	Star Sol. 17(2)
	21	Blue	x 9	Rt. Prim Sol. 19(2)

WIRE 68" NUMBERS @ 18"

FUSE BOARD TO ARM REST PANEL

PLUG #1

	PIN			
	1	92	YELLOW	#1 FUSE TO HAZARD STAT. TO SWITCH
	2	91	GREEN	2 FUSE TO RIGHT WORK LIGHT SWITCH
	3	90	ORANGE	3 FUSE TO LEFT WORK LIGHT SWITCH
	4	017	BLACK/[illegible]	4 FUSE TO PARK BRAKE SWITCH — BLACK/BLUE
	5	060	BLACK	5 FUSE TO TEST SWITCHES
	6	89	YELLOW	6 FUSE TO [illegible] TO MASTER
	7	84	RED	[illegible]
	8	012	BLACK/[illegible]	10 FUSE TO 2-SPEED, 4X4, CYBERTECH (WHITE) SWITCHES
	9	86	PURPLE	11 FUSE TO IGN ON HYD OIL TEMP GAUGE
	10	88	BROWN	12 FUSE TO BACK UP LIGHT SWITCH - ROAD LIGHT SWITCH
	11	85	WHITE	13 FUSE TO VIBE BELT ACT, VIBE BELT REV, VIB ACT, SIDE ACT. SWITCHES
	12	87	BLUE	14 FUSE TO "I" ON TACH.

ARM REST SWITCHES

F	13	028	PURPLE	[illegible] ROAD LIGHT SWITCH TO RELAY PURPLE 028
	14	27	WHITE	[illegible]
	15	26	BLUE	[illegible]
	16	46	BROWN	[illegible]
	17	45	GREEN	[illegible]
	18	39	WHITE	[illegible]
	19	33	YELLOW	PRIM VIB ACT.
	20	32	RED	PRIM VIB ACT.
	21	70	RED	[illegible]
	22	69	PURPLE	[illegible]
C	23	68	WHITE	REAR STEER SOL.
	24	83	PURPLE	COMMON ON REAR STEER SENSORS

PLUG #2

	1	65	WHITE	REAR STEER SENSOR (LT WHEEL - RT TURN) LIGHT.	
	2	66	GREEN	REAR STEER SENSOR (RT WHEEL - LT TURN) LIGHT	
C	3	59	BLACK	PARK SWITCH TO SLT 8B (BACK SIDE)	
	4	23	RED/[illegible]	HYD OIL TEMP SENSOR	RED/ORANGE
	5	7	RED/[illegible]	TACH "S" TO SENSOR	RED/BLACK
	6	18	RED/[illegible]	TACH "G" TO SENSOR	RED/BLUE
C	F	7 054	BROWN	RIGHT HAZARD SIGNAL	
C	F	8 053	YELLOW	LEFT HAZARD SIGNAL.	
		9 06	BROWN	BACK UP LIGHTS — SWITCH TO LIGHTS	BROWN 06
		10 036	BLUE	RIGHT WORK LIGHTS — SWITCH TO RELAY	BLUE 036
		11 034	BLACK	LEFT WORK LIGHTS — SWITCH TO RELAY	BLACK 034
		12 01	BLACK	4X4	BLACK
		13 012	BLACK/[illegible]	2-SPEED — TO SOLENOID	BLACK/RED
		14 047	PURPLE	[illegible]	
		15 011	BROWN/[illegible]	[illegible] LT. PRIM SOL.	BROWN/BLACK
		16 05	YELLOW	[illegible] TA1912 ACT.	YELLOW 05
		17 016	BROWN/[illegible]	[illegible] STAR SOL	BROWN/RED
WIRED IN WITH STAR ON 3/31/95		18 22	BLACK	[illegible] STAR DISCHARGE WIRED IN WITH STAR ON 3/31/95	BLACK 22
		19 21	BROWN/[illegible]	RT. PRIM SOL.	BROWN/BLUE
		20 15	YELLOW/[illegible]	[illegible]	
		21 03	BLUE	LIGHT TO GRD. HYDRO FILT #1	BLUE
		22 020	YELLOW/[illegible]	BZ1252 SWITCH TO HYD OIL LEVEL SENSOR	YELLOW/BLUE
		23 61	WHITE	BZ1652 TO "N.O." CROSS PRESS SWITCH	

ARM REST SWITCHES

*	PIN 25	2	RED 25(2)	TO STARTER RELAY (HYDRO HANDLE SAFETY START SWITCH)
	26	2	RED 5(5)	TO SIDE OF SL18B (HYDRO HANDLE SAFETY START SWITCH)
	27			
	28			
	29			
	30			
	31			
	32			
	33			
	34			
	35			
	36			
	37			

RED 21	1(4)	GAUGES	FUSE 11
Re RED 8	1	FUEL PUMP	FUSE 11
RED 12	2(3)	RADIO	FUSE 9
RED 18	1(3)	WIPER	FUSE 9
RED 22	6(3)	RADIO MEM.	FUSE 7
BLUE/BLK 8		GRD DRV FILT	FUSE 5
YELLOW/ORG 25		HYD OIL LEVEL	FUSE 5
Rx BLACK 60		CROSS PRESS SWITCH	FUSE 5
BROWN 502	4(5)	TURN STAT	FUSE 1

CAB WIRING PLUG 3 LARGE 16 PIN.

PIN						
* 1	RED	18	POWER TO WIPER		RED	18
2	RED	12	POWER TO RADIO		RED	12
3	PURPLE	705	OIL PRESS GA.	TO SENDER	ORANGE/RED	14
4	BLACK	120	GROUND			
5	BROWN	503	LIGHT SWITCH ROAD POSITION TO RELAY		BROWN	503
6	RED	22	POWER TO DOME, PANEL, LIGHT SWITCH - RADIO MEMORY		RED	22
* 7	BROWN	507	CAB FIELD LIGHT RELAY TO CAB FIELD LIGHTS		BROWN	507
8	YELLOW	755	HYDRAULIC OIL TEMPEATURE WARNING LIGHT			
9	ORANGE	924	OIL PRESSURE LIGHT TO SENDER		ORANGE/BLUE	19
* 10	BROWN	526	CAB ROAD LIGHT RELAY TO CAB ROAD LIGHTS		BROWN	526
11	BLUE	652	FUEL GAUGE TO SENDER		WHITE	58
12	DARK BLUE	653	WATER LIGHT TO SENDER		ORANGE/BLACK	9
13	DARK GREEN	617	WATER GAUGE TO SENDER		ORANGE	4
14	BROWN	504	LIGHT SWITCH FIELD POSITION TO RELAY		BROWN	504
15	RED	19	REMOVE			
* 16	BLUE	206	PARKING BRAKE LIGHT (IP SWITCH)		BLUE	206

* LARGE PINS

SMALL 16 PIN PLUG # 4

PIN						
1	RED	21(4)	TO PIN 4 ON GAUGE PANEL 12VDC			
	HYDRO HANDLE					
2	BLACK				BLACK	108
3	RED				RED	109
4	ORANGE	TILT	SIDE COULTERS		ORANGE	110
5	BLUE	TILT	SIDE COULTERS		BLUE	111
6	BLACK/WHITE	WIPER			WHITE	112
7	RED/WHITE	WIPER			BROWN	113
8	BLUE/WHITE	SPARE	CROSS DISCHARGE		PURPLE	114
9	GREEN/WHITE	SPARE	CROSS DISCHARGE		GREEN	115
10	ORANGE/BLACK	COULTERS			YELLOW	116
11	BLUE/BLACK	COULTERS			BROWN	117
12	RED/BLACK	BLADE			RED	118
13	GREEN/BLACK	BLADE			BLACK	119

WHITE 12VDC HOOK WITH HI-LO 12VDC

WHITE/BLACK - SPARE

Column Plug. #5

Pin #			
1	Red #11	-	ST87 Hot Side
2	12A	-	Fuel Shut Off Sol (8.3 Only)
3	13	-	ST87 "IGN"
4	Brown 502	-	Power From Turn Signal Stat (502 To 507)
C 5	White 104	-	Side Of SL783 To Pin 26 (2) (Red 7 To Starter Sol)
C 6	Blue 206	-	J.D. Brake Switch To Pin 16 (3) (Park Light In Panel)
8	Red 12A	-	To White On Alt. (8.3 Only)
C 14	Black 59	-	Back Side 783 To Pin 3 (2)
15	Black 59	-	Back Side 783 To Clutch & Brake Sol.
16	Black 48	-	Fuse #15 To V+ (Speedometer) Common On Speedometer To Cab Ground
C 18	Brown 522	-	Right Turn Signal - (522 To 512)
C 20	Brown 523	-	Left Turn Signal (523 To 513)
21	Brown	-	Sensor Power Supply "V+"
22	Black	-	Sensor Impulse To "Input A"
23	Blue	-	Sensor Ground To "Common"

Red	11
Blue/Red	13
Red	13
Brown	502
White	104
Blue	206
Blue/Orange	24
Black	59
Black/Blue	17
Black	48
Green	
Brown	54
Yellow	53
Brown	105
Black	106
Blue	107

Speedometer Cab 5
"V+" Black 48 & Brown (105)
"Common" - Green & Blue (107)
"Input A" - Black 106

Gauge Panel Plug. (Overhead)

Pin		
1	Oil Press Ga.	
2	Ground	
3	Internal Lamps	- Hook Into Brown 526 On Dimmer
4	Ignition & Battery	
5	Temp. Ga.	
6	Fuel Ga.	
7	Park Brake	
8	Battery	
* 9	Water Temp. Light	
* 10	Oil Press Light	
11	Trans. Temp.	
12	Oil Temp.	

Purple 705 To Orange/Red 14
Black 20
Red 21 To Fuse #11
Dark Green 617 To Orange 4
Blue 652 To White 58
Blue 206 To J.D. Brake Switch

Dark Blue 653 To Orange/Black 9
Orange 924 To Orange/Blue 19



* 9 To BZ 6562 To Sender



* 10 To BZ 6562 To Sender