

09032

Hearthland Farm

4 RSPH $\frac{w}{65}$ " AH

ADVANCED FARM EQUIPMENT

**BIN LEVELING
MD3/XA2**

PLUG #1
PIN NO.

JUNCTION
BLOCK NO.

1	ORANGE	72	9	BIN MANUAL UP	C2:9 MD3
2	BLUE	71	10	BIN MANUAL DOWN	C2:10 MD3
3	WHITE	41	11	TRAVEL MODE	C2:11 MD3
4	BLACK (BELDEN 9418)		12	BIN LEVEL CONTROL % PIN "A"	C1:4 XA2
5	WHITE (BELDEN 9418)		12	BIN LEVEL CONTROL % PIN "A"	C1:4 XA2
6	RED (BELDEN 9418)		16	BIN LEVEL CONTROL % PIN "B"	C1:18 XA2
7	GREEN (BELDEN 9418)		19	BIN LEVEL CONTROL % PIN "B"	C1:32 XA2
8	WHITE	371	13	LEVEL WARNING	C1:8 XA2
9					
10					
11	BLACK	15	15	PANEL GROUND	C1:15 XA2
12	RED	28	18	12VDC POWER SUPPLY	C1:28 XA2

PLUG #2
PIN NO.

1	BLUE (SENSOR)		1	BANNER SENSOR GROUND	C1:1 MD3
2	WHITE (SENSOR)		14	BANNER SENSOR "SIGNAL IN"	C1:10 XA2
3	BROWN (SENSOR)		21	12VDC POWER SUPPLY	C2:4 MD3
4	RED	75	21	12VDC POWER SUPPLY	C2:4 MD3
5	RED	280	3	REAL TIME CLOCK POWER SUPPLY	C1:7 MD3
6					
7					
8					
9					
10					
11					
12					

ADVANCED FARM EQUIPMENT

MACHINE SERIAL NUMBERS

MODEL: 4RSPH-65LAH
SERIAL NUMBER: 09032

ENGINE:

ENGINE NUMBER: 79331899
DATE OF MFG.: 08/08
MODEL: QSX15
REFERENCE NUMBER: AFE-520HP/ENCL
CPL: 3088

ENGINE ECU CONTROLLER

PART NUMBER: 3408501
SERIAL NUMBER: 32049391

WHEEL MOTOR SERIAL NUMBERS

FRONT DRIVE

MODEL: MS18-2-121-A18-0000
PART NUMBER: 0043437773S
SERIE NUMBER: FID005171001J

REAR DRIVE

MODEL: MS18-2-121-A18-0000
PART NUMBER: 004343777S
SERIE NUMBER: FID0051711002J

MODEL: MS83-A-B21-F83-1320-2CJ0
PART NUMBER: 006243894R
SERIE NUMBER: F00100091003

MODEL: MS83-A-B21-F83-1320-2CJ0
PART NUMBER: 006243894R
SERIE NUMBER: F00100091001

GEARBOX:

MODEL NUMBER: 4PD09 1.20INC.
PART NUMBER: 4PD09-1.20I-N11-BBBH-CBBH-CEH-CEH-LS

J.D. CAB

PART NUMBER: AH214113

117/09
 #09032
 HEARTLAND FILMS
 4RSPH-65'LAM

S P E E D C O N T R O L S

Air Heat Pump
 PRIMARYS Secondary Air LEAD BILHONA BOOM STAR TABLE
 OFF LEFT RIGHT FEO DISCHARGE LEFT RIGHT DIST. ROLLS

C O N T R O L S
 Remote Master Bil/Boom
 V E V O R S VIBRATOR BIL FILL A.H. CLEANER
 PRIMARY Secondary STARTABLE CROSS SIDE BIFILL BOOM TRASH PAN LOWER LAMER OFF MANUAL MINUTE
 MASTER Automatic
 BIL/BOOM RAISE RAISE ON

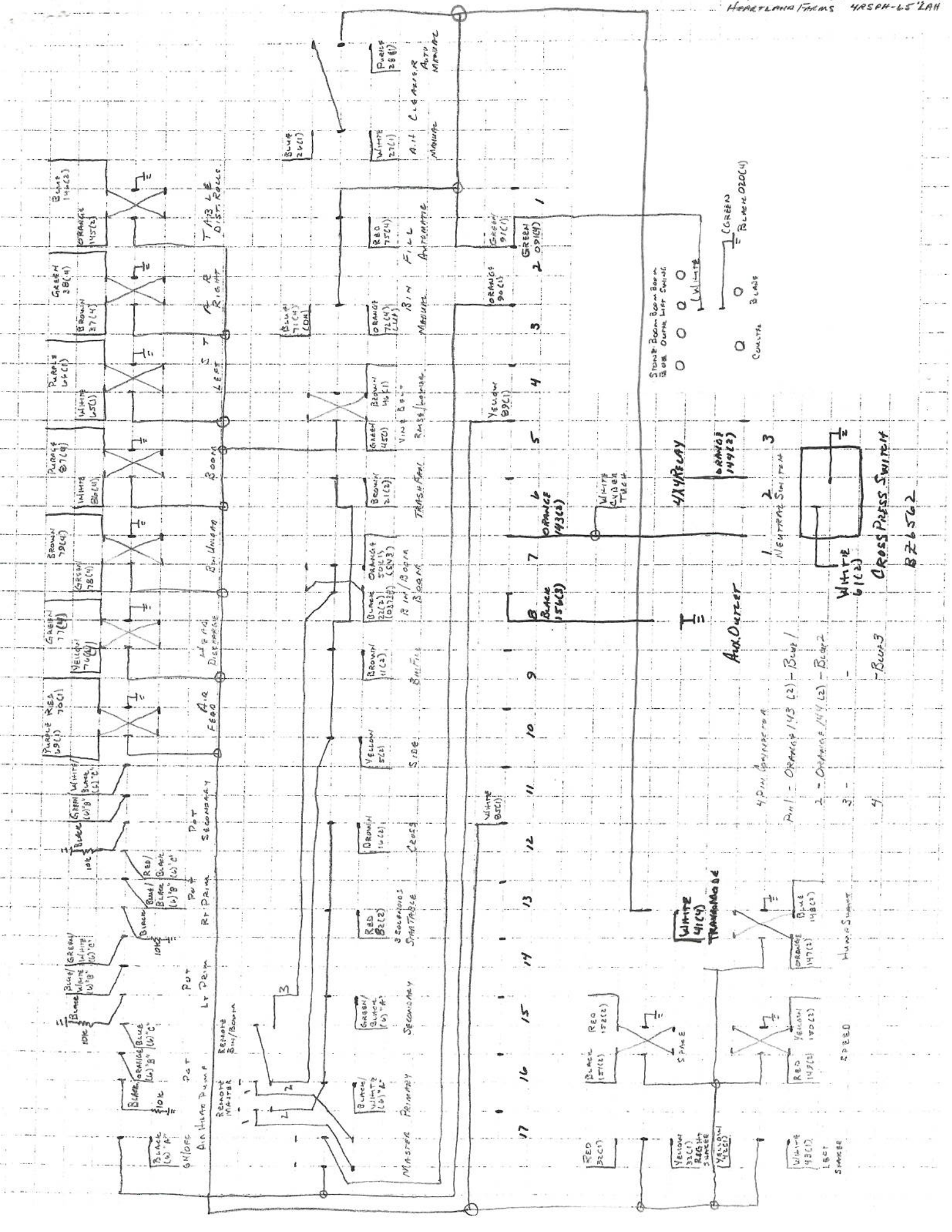
SITAKEN
 LEFT
 RIGHT

5 TEEB ROLLS
 SPACE

TRAVEL MORE

TURN SWAY

STAIR BOX
 ROOM BOOM
 BUMPS LIFT SWING
 COLLIER BLADE



A. H. Fuel



FILTER WARN



GROUND DRIVE

LOW

HYDRAULIC

OIL

H. RANGE



LO RANGE

GROUND

DRIVE

4X4



412



FUEL PUMP

BACK UP



LIGHTS



FLASHERS

PARKING
BRAKE



OFF

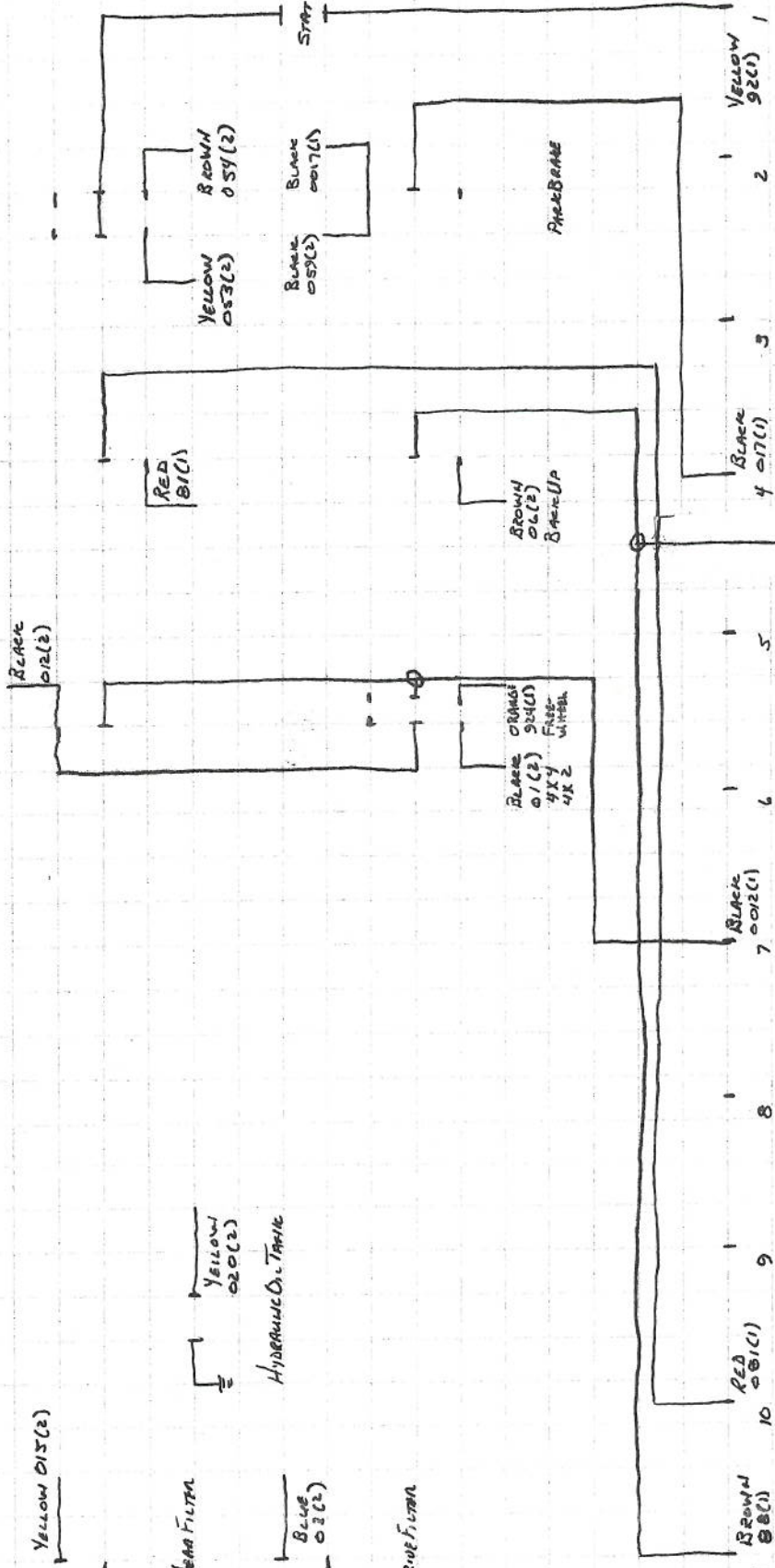


STROBE
LIGHT

FLASHERS

FUEL PUMP

H/L RANGE



YELLOW 015 (2)

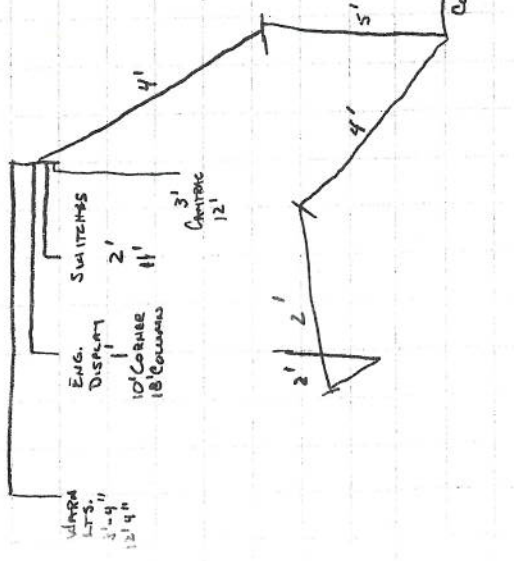

AIR HEAT FILTER

YELLOW 020 (2)

HYDRAULIC OIL TANK

BLUE 032 (2)

GROUND DRIVE FILTER

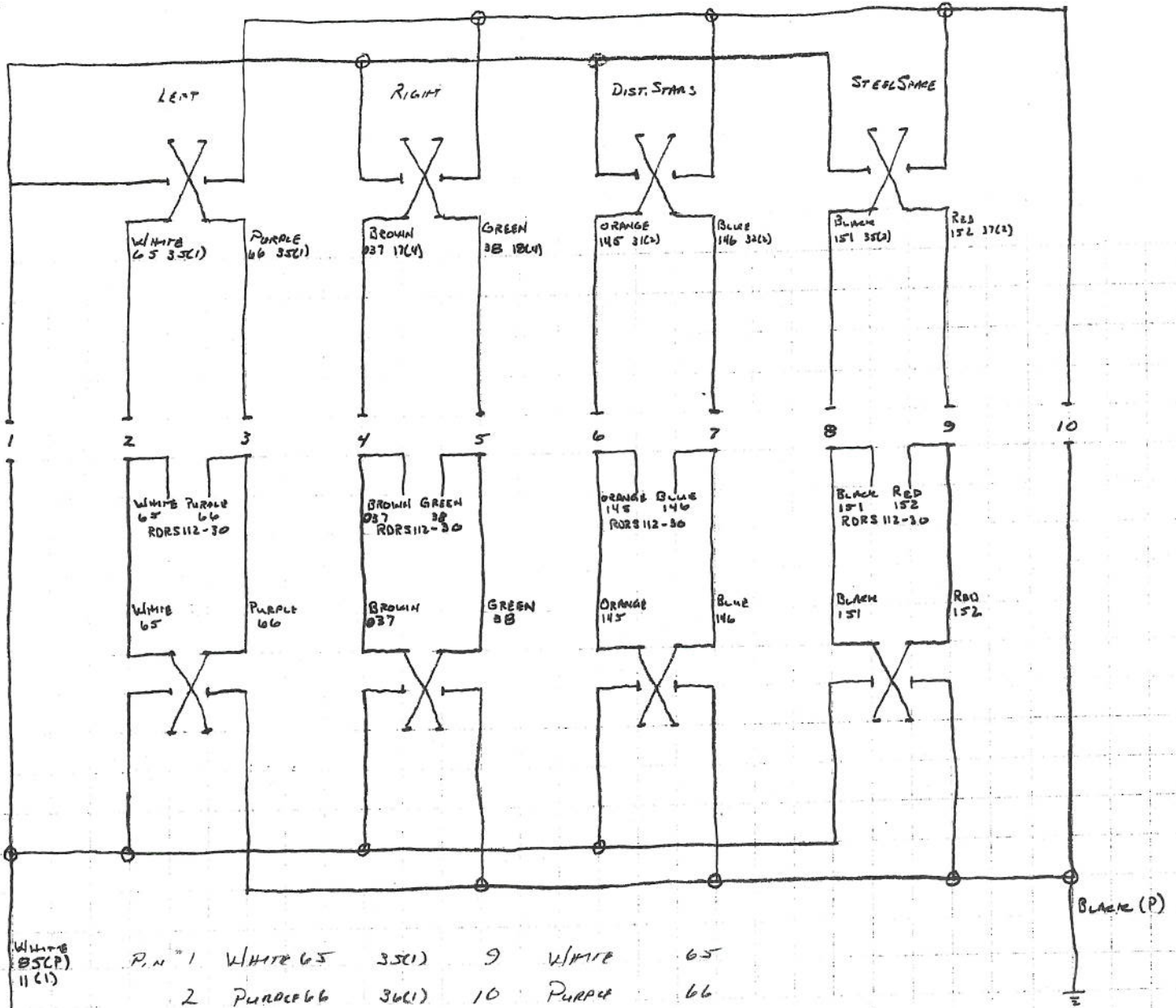


STROBE LIGHT

RED 29 (1)

STAR TABLE OUTSIDE CONTROL PANEL

1/7/09 #09032
HEARLAND FARMS
HRS#H-66LPH



CB 12
+12VDC

White
85(P)
11(1)

P.N. 1	White 65	35(1)	9	White	65
2	Purple 66	36(1)	10	Purple	66
3	Brown 037	17(4)	11	Brown	037
4	Green 38	18(4)	12	Green	38
5	Orange 145	31(2)	13	Orange	145
6	Blue 146	32(2)	14	Blue	146
7	Black 151	35(2)	15	Black	151
8	Red 152	37(2)	16	Red	152

7.4 #1 White 85 (P)
2 Black (P)

LEFT RIGHT
O O
STAR TABLE
O O
DIST STARS STEELSPACE

Foot Pedal Switches

CENTERING

UPPER
SECONDARY

S T E E R I N G

R E V E R S I N G

LEFT

RIGHT

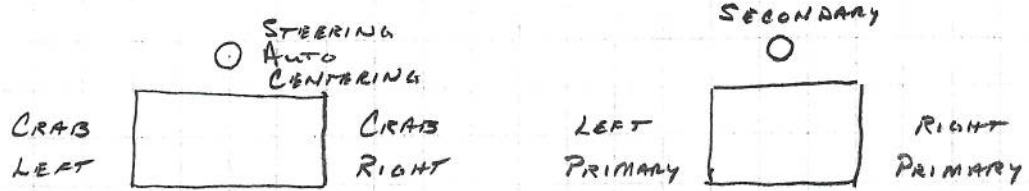
LEFT
PRIMARY

RIGHT
PRIMARY

CENTERING

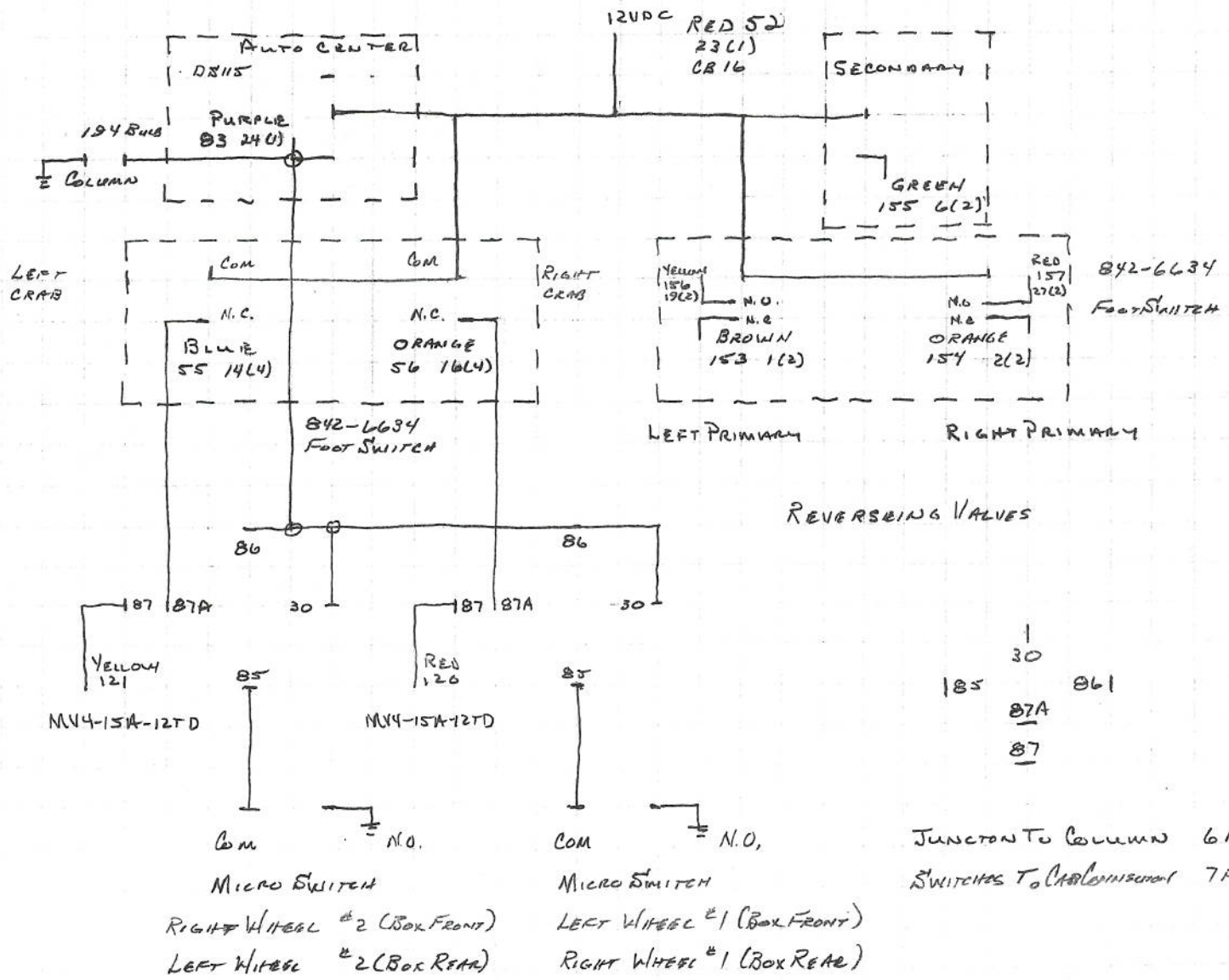
(STEERING COLUMN)

FOOT PEDAL SWITCHES



STEERING
 REAR AXLE

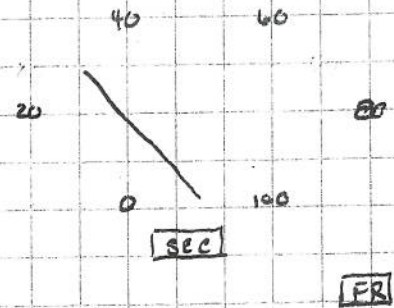
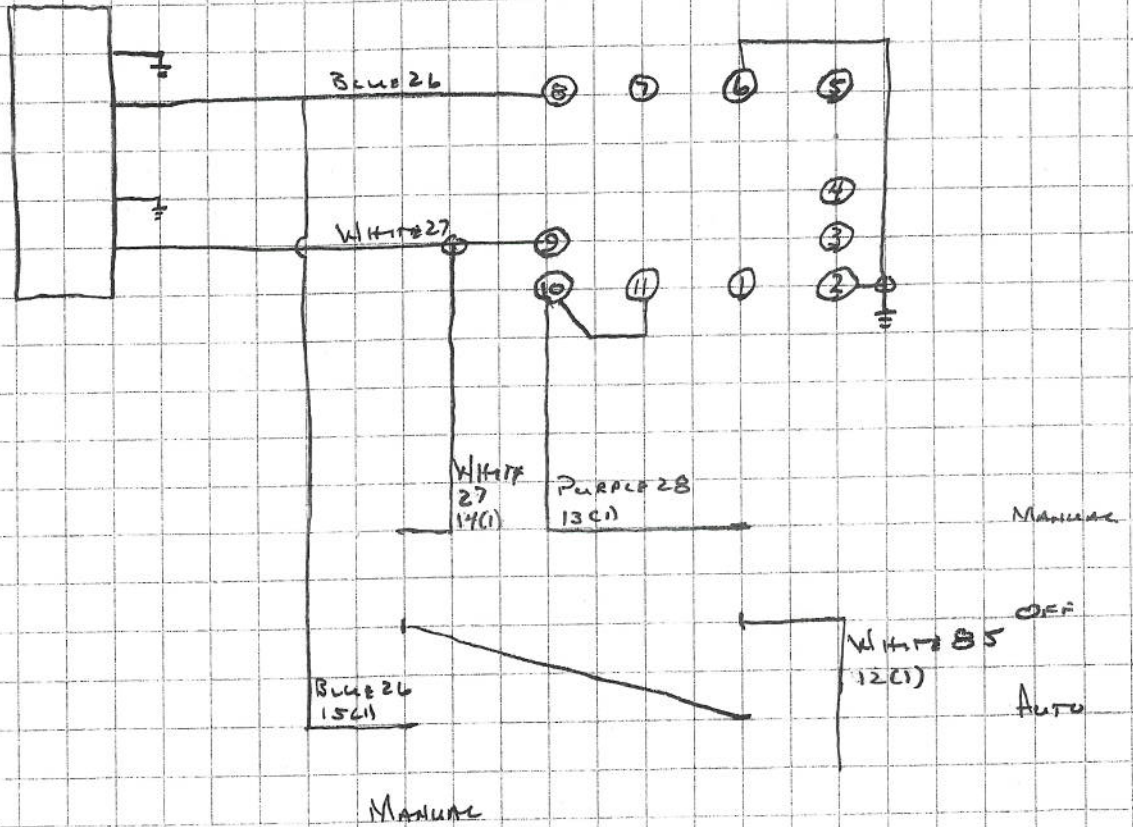
REVERSING
 VALVES



RIGHT WHEEL #2 (BOX FRONT)
 LEFT WHEEL #2 (BOX REAR)

LEFT WHEEL #1 (BOX FRONT)
 RIGHT WHEEL #1 (BOX REAR)

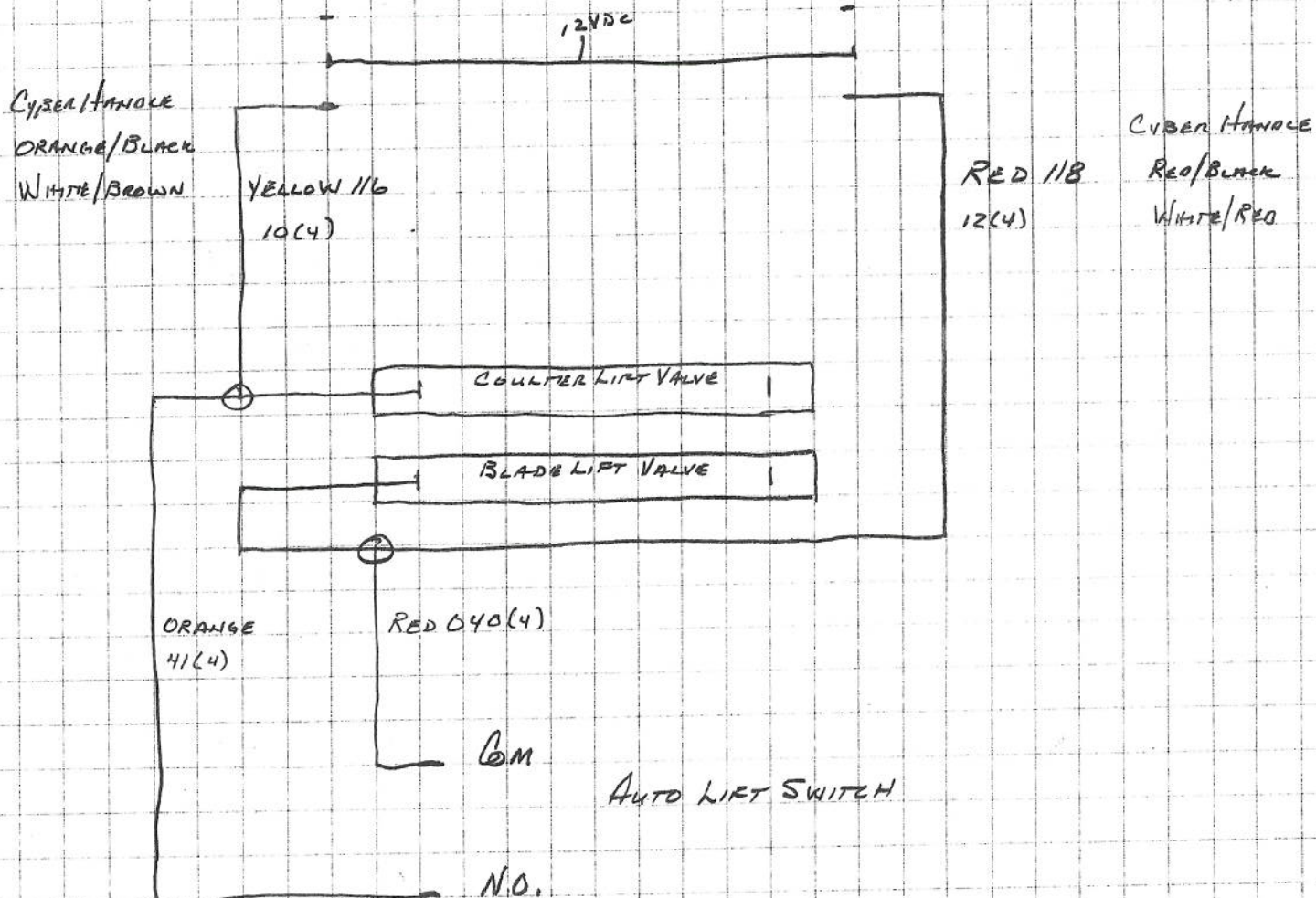
Air Head Cleaner



AUTOMATIC COUNTER LIFT

COUNTER SWITCH

BLADE SWITCH



#09032

HEARTLAND FARMS

1-7-09

4RSPH W/ 65" - TANK

PLUG #1

PIN #

1	YELLOW	92	CB 1 TO HAZARD STAT TO SWITCH
2	GREEN	91	CB2 TO AIR HEAD / BIN FILL SWITCHES
3	ORANGE	90	CB3 TO MASTER SWITCH
4	BLACK	017	CB4 TO BRAKE, STEER, WARNING, SPEEDOMETER
5	RED	081	CB 10 TO FUEL PUMP SWITCH
6	YELLOW	89	CB5 TO MASTER SWITCH
7			
8	BLACK	0012	CB7 TO 2-SPEED / 4X4 FREEWHEEL
9	BLACK	0017	BRAKE SWITCH TO BRAKE SOLENOID
10	BROWN	88	CB11 TO BACK UP LIGHTS SWITCH
11	WHITE	85	CB12 TO ACTUATOR SWITCHES
12	RED	81	FUEL PUMP SWITCH TO FUEL PUMP
13	PURPLE	28	A-H CLEANER AUTO TO TIMER #10
14	WHITE	27	A-H CLEANER MANUAL TO TIMER #9 TO SOLENOID
15	BLUE	26	A-H CLEANER MANUAL TO TIMER #8 TO SOLENOID
16	BROWN	46	VINE BELT RAISE / LOWER SWITCH TO ACTUATOR
17	GREEN	45	VINE BELT RAISE / LOWER SWITCH TO ACTUATOR
18	RED	29	STROBE LIGHT
19	YELLOW	33	RIGHT PRIMARY SHAKER SWITCH TO MV5 VALVE
20	RED	32	RIGHT PRIMARY SHAKER SWITCH TO MV5 VALVE
21	RED	70	AIR HEAD FEED SWITCH TO RDRS112-30 ACTUATOR
22	PURPLE	69	AIR HEAD FEED SWITCH TO RDRS112-30 ACTUATOR
23	RED	52	CB 16 TO FOOT SWITCHES 12VDC
24	PURPLE	83	FOOT SWITCHES TO STEERING BOX
25			
26			
27			
28			
29	ORANGE	924	4X4 SWITCH TO FRONT MOTOR FREEWHEEL VALVE
30	YELLOW	42	LEFT PRIMARY SHAKER SWITCH TO MV5 VALVE
31	WHITE	43	LEFT PRIMARY SHAKER SWITCH TO MV5 VALVE
32			
33			
34			
"35"	WHITE	65	LEFT STAR RDRS175-16 ACTUATOR
"36"	PURPLE	66	LEFT STAR RDRS175-16 ACTUATOR
37	ORANGE	50	BIN UNLOAD BYPASS SV3-16-0-12T-12DG SOLENOID

BLACK 17

"--" OUTSIDE PANEL / CAB

#09032

HEARTLAND FARMS

1-7-09

4RSPH W/ 65" - TANK

PLUG 2					
PIN #					
1	BROWN	153	LT. PRIM. REV. SWT. TO REV. VALVE - REV.		
2	ORANGE	154	RT. PRIM. REV. SWT. TO REV. VALVE - REV.		
3	BLACK	059	PARK SWT. TO 14(5)/15(5) RED 0015 TO SMX TO SV4-10-0		
4	YELLOW	752	HYDRAULIC OIL TEMPERATUR SENSOR TO CAB		YELLOW 752
5					
6	GREEN	155	SECONDARY / DEVINER REVERSE		
7	BROWN	54	RIGHT TURN SIGNAL		
8	YELLOW	53	LEFT TURN SIGNAL		
9	BROWN	6	BACK-UP LIGHT SWITCH TO RELAY		
10	BROWN	505	RIGHT WORK LIGHT SWITCH TO RELAY		BROWN 505
11	YELLOW	753	HYD. OIL TANK GAUGE TO TANK GROUND		YELLOW 753
12	BLACK	1	4 X 4 SWITCH TO RELAY		
13	BLACK	12	2-SPEED SWITCH TO SOLENOID / HIGH PRESSUR RELIEFS		
14	BROWN	21	TRASH FAN SWITCH TO SOLENOID		
15	BROWN	11	BIN FILL SWITCH TO DTS-0373B (A) SOLENOID		
16	YELLOW	5	SIDE CONVEYOR SWITCH TO DTS-0373B (A) SOLENOID		
17	BROWN	16	CROSS CONVEYOR SWITCH TO DTS-0373B (A) SOLENOID		
18	RED	82	STAR / STEEL ROLLS SWT. TO 3 DTS-0373B (B) SOL'S.		
19	YELLOW	156	LT. PRIM. REV. SWT. TO REV. VALVE COIL - FOR.		
20	YELLOW	15	FAN RETURN FILTER #3 TO LIGHT		
21	BLUE	3	GROUND-DRIVE HI-PRESSURE FILTER #3 TO LIGHT		
22	YELLOW	20	HYDRAULIC LEVEL SENSOR TO CAB (BZL-12)		
23	WHITE	61	CROSS CONVEYOR PRESSURE SWITCH N.O. TO CAB (BZ 6562)		
24	BLACK	22	BIN / BULK SWT. TO DTS-0373B (A) SOLENOID		
25	ORANGE	143	CB7 TO HYDRO NEUTRAL SWITCH #1		
26	ORANGE	144	HYDRO NEUTRAL SWITCH #2 TO PANEL RELAY		
27	RED	157	RT. PRIM. REV. SWT. TO REV. VALVE COIL - FOR.		
28	GREEN	607	DTS-0160 TO CAB SPEEDOMETER		GREEN 607
29	RED	149	STEEL ROLLS 175-16 ACTUATOR		
30	YELLOW	150	STEEL ROLLS 175-16 ACTUATOR		
"31"	ORANGE	145	STAR DIST.ROLLS SWT. TO RDRS175-16 ACTUATOR		
"32"	BLUE	146	STAR DIST.ROLLS SWT. TO RDRS175-16 ACTUATOR		
33	ORANGE	147	HUMP SHAFT ACTUATOR		
34	BLUE	148	HUMP SHAFT ACTUATOR		
"35"	BLACK	151	STAR TABLE SPACING ACTUATOR		
36	GREEN	425	TEMP. SENDER IN PRIMARY CIRCUIT TO CAB		GREEN 425
"37"	RED	152	STAR TABLE SPACING ACTUATOR		
	"--"		OUTSIDE PANEL / CAB		

#09032

HEARTLAND FARMS

1-7-09

4RSPH W/ 65" - TANK

PLUG 3

PIN #

[LG 16]

*1	18	RED	CB6 TO WIPER	
2	12	RED	CB6 TO RADIO	
3	012	→ PURPLE	CB6 TO PURPLE 'ACC' IN POWER VIEW HARNESS	
4	20	BLACK	GROUND	
5	503	BROWN	LIGHT SWITCH ROAD POSITION TO RELAY #5-86	
6	22	RED	CB8 TO DOME LIGHT/PANEL/LITE SWT/RADIO MEM (ST87 HOT)	
*7	507	BROWN	CAB FIELD LIGHT RELAY TO CAB FIELD LIGHTS #4-30	
8	572	BROWN	WORK LIGHT SWITCH TO LEFT WORK LIGHTS RELAYS	
9	013	→ PURPLE	ST 95 IGNITION TERMINAL W/RED 13 TO POWER VIEW HARNESS	
*10	526	BROWN	CAB ROAD LIGHT RELAY TO CAB LIGHTS #5-30	
11	652	BLUE	FUEL TANK SENDER TO GAUGE	WHITE 58
12	022	RED	CB8 TO RED 022 IN POWER VIEW HARNESS	GREEN 4
13	422	GREEN	STARTER RELAY TO POWER VIEW HARNESS	
14	504	BROWN	CAB FIELD LIGHT POSITION TO RELAY #4-86	
*15	156	BLACK	CB15 TO AUXILLARY OUTLET BOX 12 AWG	
16	437	GRN.	PRIM. CIRCUIT TEMP. GAUGE TO GRD. AT SENDER	

4RSPH W/ 65" - TANK

PLUG 4

SW#/PIN#

	1 RED	21	CB7 TO PIN 4 ON GAUGE PANEL		
1	2 BLACK	BLACK	STONE BOX MV5 VALVE	BLACK	108
1	3 RED	RED	STONE BOX MV5 VALVE	RED	109
2	4 ORANGE	ORANGE	BOOM OUTER MV5 VALVE	ORANGE	110
2	5 BLUE	BLUE	BOOM OUTER MV5 VALVE	BLUE	111
3	6 BLK/WHT	YELLOW	BOOM LIFT MV5 VALVE	WHITE	112
3	7 RED/WHT	BROWN	BOOM LIFT MV5 VALVE	BROWN	113
4	8 BLU/WHT	VIOLET	BOOM SWING MV5 VALVE	PURPLE	114
4	9 GRN/WHT	GRAY	BOOM SWING MV5 VALVE	GREEN	115
5	10 ORG/BLK	WHT/BRN	COULTER MV5 VALVE (ORANGE 41)	YELLOW	116
5	11 BLU/BLK	WHT/BLK	COULTER MV5 VALVE	BROWN	117
6	12 RED/BLK	WHT/RED	BLADE MV5 VALVE (RED 40)	RED	118
6	13 GRN/BLK	WHT/YEL	BLADE MV5 VALVE	BLACK	119
	14 BLUE	55	LEFT CRAB FOOT SWITCH TO STEERING BOX RELAY		
	15 GREEN	605	A.H. FAN RPM PICKUP TO CAB		
	16 ORANGE	56	RIGHT CRAB FOOT SWITCH TO STEERING BOX RELAY		
	17 BROWN	"037"	RIGHT STAR TABLE RDRS175-16 ACTUATOR		
	18 GREEN	"38"	RIGHT STAR TABLE RDRS175-16 ACTUATOR		
	19 BLUE	71	BIN FILL MAN. SWITCH TO MD3 Module (DOWN)		
	20 ORANGE	72	BIN FILL MAN. SWITCH TO MD3 Module (UP)		
	21 RED	75	BIN FILL AUTO. SWT. TO TOC 8 PANEL JUNCTION BLOCK		
	22 YELLOW	76	A.H. DISCHARGE SWITCH TO RDRS112-30 ACTUATOR		
	23 GREEN	77	A.H. DISCHARGE SWITCH TO RDRS112-30 ACTUATOR		
	24 GREEN	78	BIN UNLOAD SWITCH TO RDRS112-30 ACTUATOR		
	25 BROWN	79	BIN UNLOAD SWITCH TO RDRS112-30 ACTUATOR		
	26 WHITE	86	BOOM SWITCH TO RDRS112-30 ACTUATOR		
	27 PURPLE	87	BOOM SWITCH TO RDRS112-30 ACTUATOR		
	28 WHITE	41	TRAVEL MODE SWITCH TO MD3 MODULE		
	29				
	30				
	31				
	32				
	33				
	34				
	35				
	36 BLACK	020	CYBER TECH HANDLE TO PANEL GROUND	GREEN	
	37 GREEN	091	CB2 TO CYBER TECH HANDLE	WHITE	
		"--"	OUTSIDE PANEL / CAB		

#09032

**COLUMN PLUG
HEARTLAND FARMS**

1-7-09

4RSPH W/ 65" - TANK

PLUG 5

PIN #

COLUMN PLUG

1	11	RED	ST 87 HOT SIDE TERMINAL	
3	13	RED	ST 87 IGINATION TERMINALS	
4	502	BROWN	POWER FROM TURN STAT	502 TO 507
5	104	WHITE	CLUTCH SWITCH N.C. TO RELAY	
14	059	BLACK	TO CLUTCH SWITCH N.O. POSITON TO 15 (5)	
15	0015	RED	TO SMX SWITCH - "COM" / N.O. ON SMX RED 15 TO SV4 SOLENOID	
18	522	BROWN	RIGHT TURN SIGNAL - BROWN 54 ON MACHINE	512 TO 522
20	523	BROWN	LEFT TURN SIGNAL - YELLOW 53 ON MACHINE	513 TO 523

#09032

HEARTLAND FARMS

1-7-09

4RSPH W/ 65" - TANK

PLUG #6

1	BLACK	AIR HEAD CONTROLLER POWER SUPPLY PIN "4"
2	RED	
3	ORANGE	AIR HEAD CONTROLLER COMMAND SIGNAL PIN "2"
4	BLUE	AIR HEAD CONTROLLER COMMAND SIGNAL PIN "3"
5	BLACK / WHITE	LEFT / RIGHT PRIMARY CONTROLLAER POWER SUPPLY PIN "8"
6	RED / WHITE	
7	BLUE / WHITE	LEFT PRIMARY CONTROLLER COMMAND SIGNAL PIN " 6 "
8	GREEN / WHITE	LEFT PRIMARY CONTROLLER COMMAND SIGNAL PIN " 7 "
9	ORANGE / BLACK	
10	BLUE / BLACK	RIGHT PRIMARY CONTROLLER COMMAND SIGNAL PIN "10"
11	RED / BLACK	RIGHT PRIMARY CONTROLLER COMMAND SIGNAL PIN "11"
12	GREEN / BLACK	SECONDARY CONTROLLER POWER SUPPLY PIN "16"
13	WHITE	
14	GREEN	SECONDARY CONTROLLER COMMAND SIGNAL PIN "14"
15	WHITE / BLACK	SECONDARY CONTROLLER COMMAND SIGNAL PIN "15"
16		(white in Cab to Potentiometer)

CONTROLLER POWER SUPPLY PIN " B " TO BLOCK GROUND

LEFT / RIGHT PRIMARY - SECONDARY -- COIL #1 PIN "B" TO GROUND

AIR HEAD --- COIL #1 PIN "B" TO GROUND

CANTRAC DISPLAY

CAB CORNER PINOUT

PIN# 1	BLACK		BELDEN 8762
2	CLEAR		BELDEN 8762
3	RED	028	12VDC FROM DISTRIBUTION PANEL
4	BLACK	015	GROUND TO DISTRIBUTION PANEL

OUTSIDE CONTROL PANEL

1-7-09

#09032

HEARTLAND FARMS

4RSPH W/ 65" - TANK

PIN #				
1	WHITE	65	LEFT STAR TABLE SWT. TO OUTSIDE CONTROL PANEL JUNC. 2	35 (1)
2	PURPLE	66	LEFT STAR TABLE SWT. TO OUTSIDE CONTROL PANEL JUNC. 3	36 (1)
3	BROWN	037	RIGHT STAR TABLE SWT. TO OUTSIDE CONTROL PANEL JUNC. 4	17 (4)
4	GREEN	38	RIGHT STAR TABLE SWT. TO OUTSIDE CONTROL PANEL JUNC. 5	18 (4)
5	ORANGE	145	DIST STARS SWT. TO OUTSIDE CONTROL PANEL JUNC. 6	31 (2)
6	BLUE	146	DIST STARS SWT. TO OUTSIDE CONTROL PANEL JUNC. 7	32 (2)
7	BLACK	151	STEEL SPACE SWT. TO OUTSIDE CONTROL PANEL JUNC. 8	35 (2)
8	RED	152	STEEL SPACE SWT. TO OUTSIDE CONTROL PANEL JUNC. 9	37 (2)
9	WHITE	65	LT. STAR OUTSIDE PANEL SWT. TO RDRS ACT. JUNC. 2	
10	PURPLE	66	LT. STAR OUTSIDE PANEL SWT. TO RDRS ACT. JUNC. 3	
11	BROWN	037	RT. STAR OUTSIDE PANEL SWT. TO RDRS ACT. JUNC. 4	
12	GREEN	38	RT. STAR OUTSIDE PANEL SWT. TO RDRS ACT. JUNC. 5	
13	ORANGE	145	DIST. STARS OUTSIDE PANEL SWT. TO RDRS ACT JUNC. 6	
14	BLUE	146	DIST. STARS OUTSIDE PANEL SWT. TO RDRS ACT JUNC. 7	
15	BLACK	151	STEEL SPACE OUTSIDE PANEL SWT. TO RDRS JUNC. 8	
16	RED	152	STEEL SPACE OUTSIDE PANEL SWT. TO RDRS JUNC. 9	

PIN #				
1	WHITE	85	CB 12 TO JUNC. 1 OUTSIDE CONTROL PANEL TO SWT'S.	P
2	BLACK		OUTSIDE CONTROL PANEL JUNC. 10 TO DIST. PANEL GROUND	
3				
4				

4	SSAN-103BK		
4	SS208C-BK	DPDT SWITCH	
1	Q131310PCE	ENCLOSURE	
30	4X308	WIRE END	
1	512-1153	16 PIN RECEPTACLE	
1	512-1151	16 PIN PLUG	
18	512-1225	18-14 AWG FEMALE SOCKET	
1	512-1280	SMALL 16 PIN LARGE RELIEF	
1	512-1100	4 PIN PLUG	
1	512-1150	4 PIN RECEPTACLE	
8	512-1080	16-14 AWG MALE PIN	