

#19098

Tupline

GRPTW

ON

ON

SYSTEM
POWER
ON

SYSTEM
POWER
ON

COOLER FAN

FLASHERS

WHEN LIT

OFF

STEERING

LEVELING

CROSS

LEFT RIGHT

LEFT RIGHT

LEFT RIGHT



FRONT ← SLIDE → REAR

PRIMARY PUMP

REVERSING



ON
WHEN LIT

SPEED

SECONDARY

LEFT
PRIMARY

RIGHT
PRIMARY

CROSS
MODE

SPEED CONTROLS

ON/OFF



SHAKER

SECONDARY

CROSS

PRIMARY

CROSS

CYLINDERS



LEFT
CROSS
BOOM

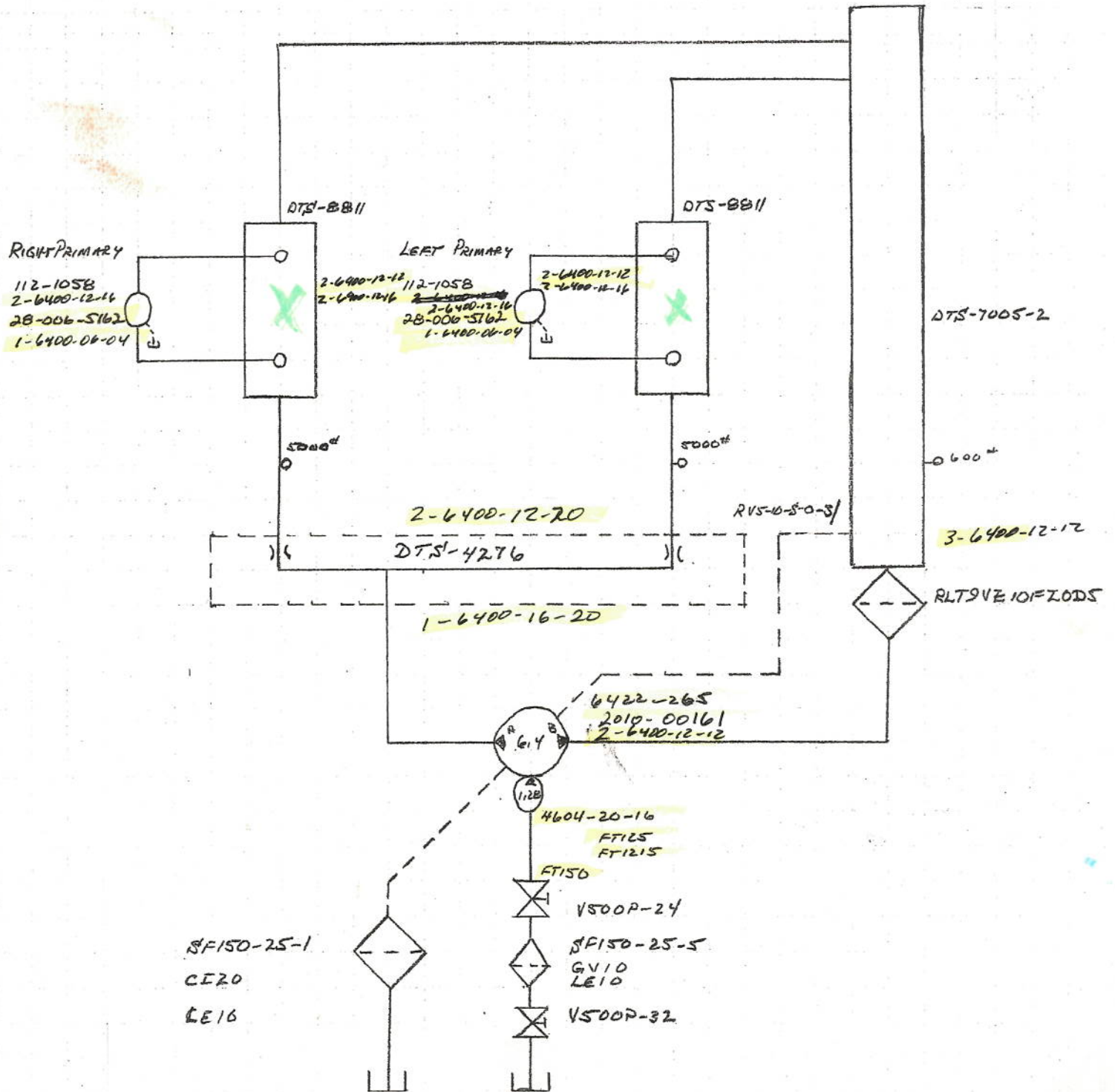
RIGHT
CROSS
BOOM

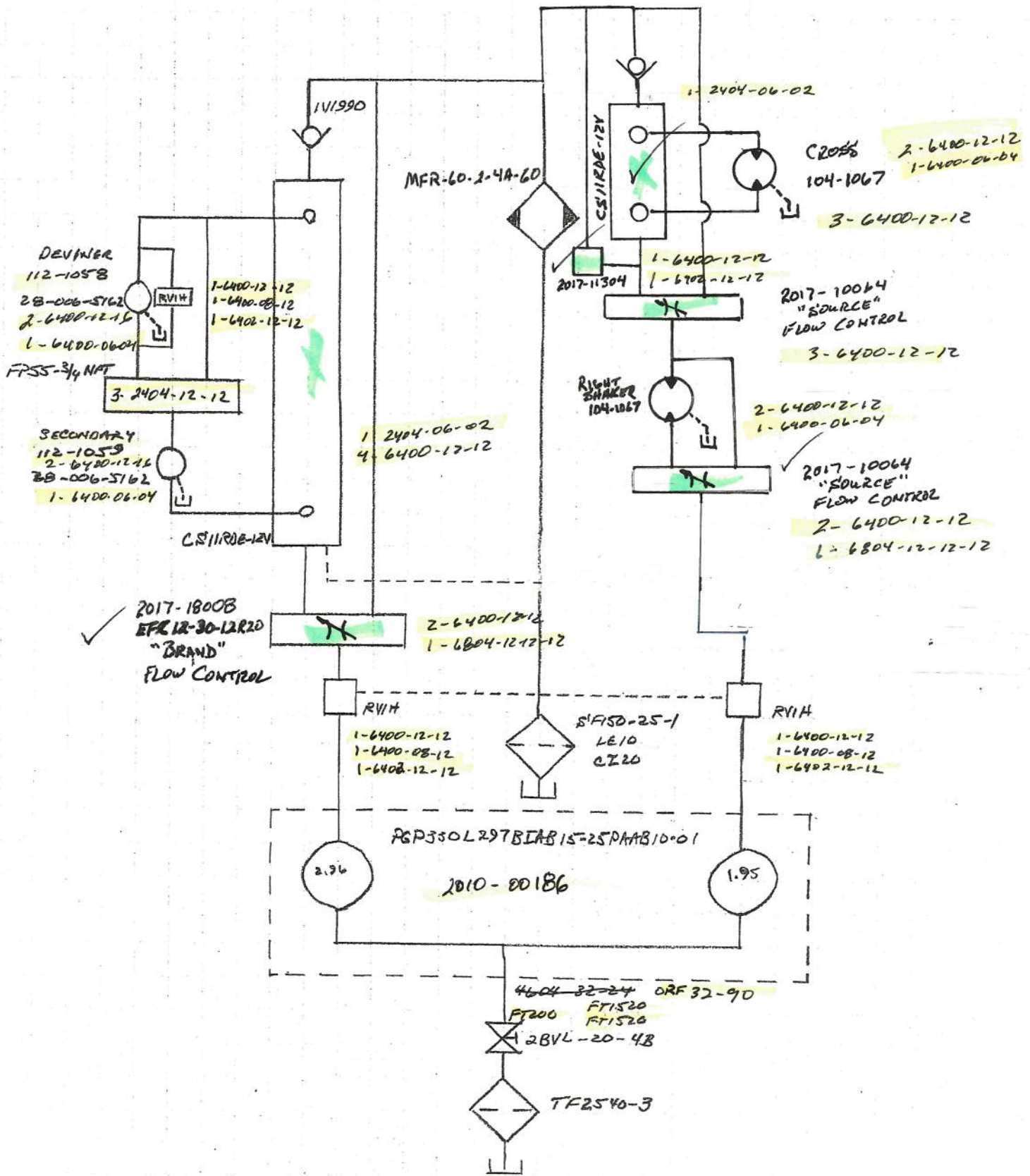
COULTER

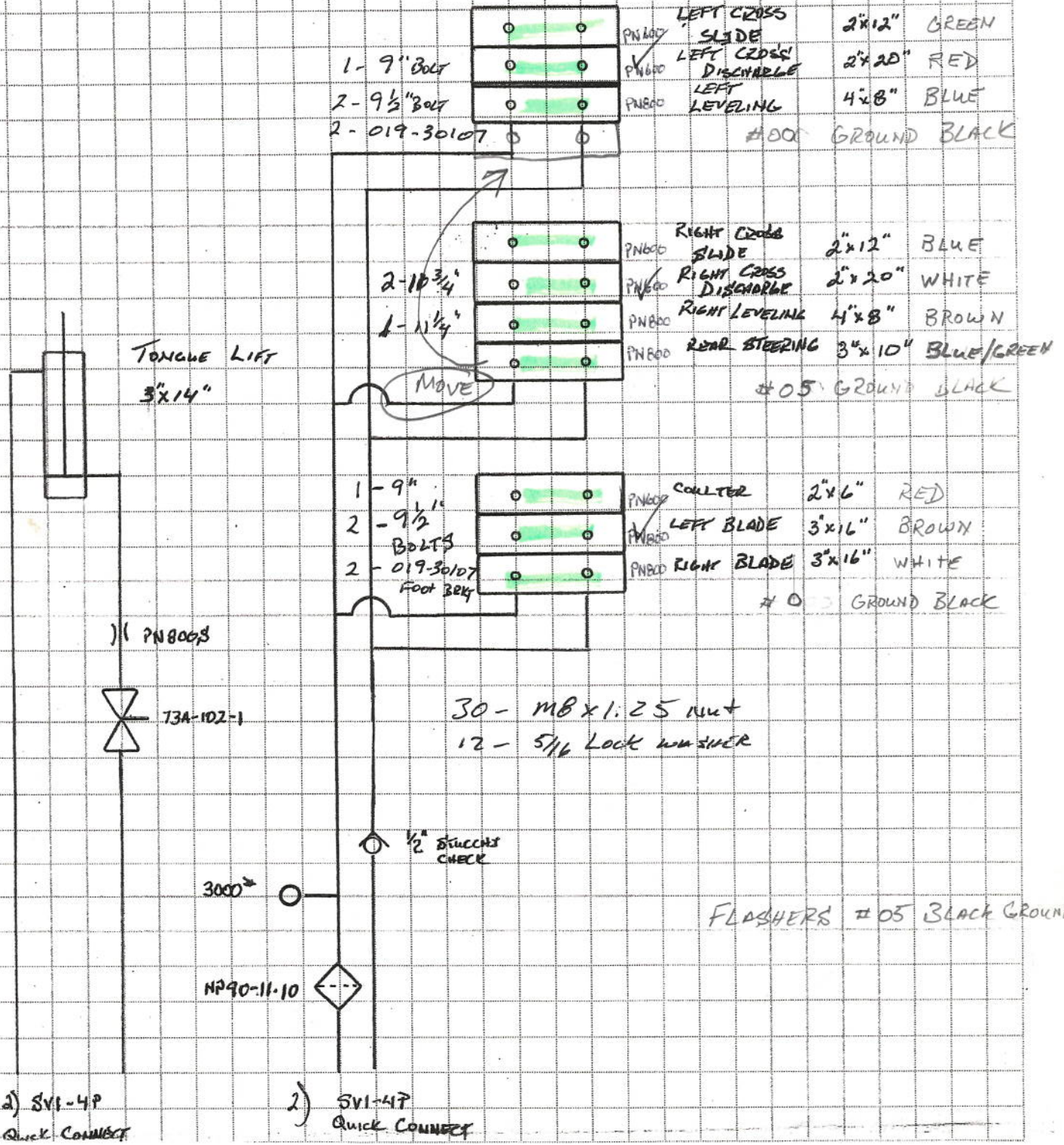
LEFT

BLADE
RIGHT

#19098 TUPUNG
6RPTW







1 - 9" Bolt
 2 - 9 1/2" Bolt
 2 - 019-30107

PN800 LEFT CROSS SLIDE 2x12" GREEN
 PN800 LEFT CROSS DISCHARGE 2x20" RED
 PN800 LEFT LEVELING 4x8" BLUE
 #00 GROUND BLACK

2 - 10 3/4"
 1 - 11 1/4"

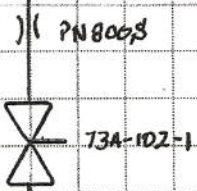
PN800 RIGHT CROSS SLIDE 2x12" BLUE
 PN800 RIGHT CROSS DISCHARGE 2x20" WHITE
 PN800 RIGHT LEVELING 4x8" BROWN
 PN800 REAR STEERING 3x10" BLUE/GREEN
 #05 GROUND BLACK

TONGUE LIFT
 3x14"

MOVE

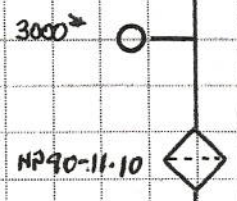
1 - 9"
 2 - 9 1/2"
 BOLTS
 2 - 019-30107
 FOOT BRK

PN800 COLLAR 2x6" RED
 PN800 LEFT BLADE 3x16" BROWN
 PN800 RIGHT BLADE 3x16" WHITE
 #0 GROUND BLACK



30 - M8 x 1.25 Nut
 12 - 5/16 Lock Washer

1/2" BRUCCHS CHECK



FLASHERS #05 BLACK GROUND

1) SVI-4P
 Quick Connect

2) SVI-4P
 Quick Connect

4"

TF2540-3
 2 1/2" Cus NIP
 2 BVL-20-40B
 2 1/2" Bush
 FT206
 FT1520
 FT1520
 * PBR330

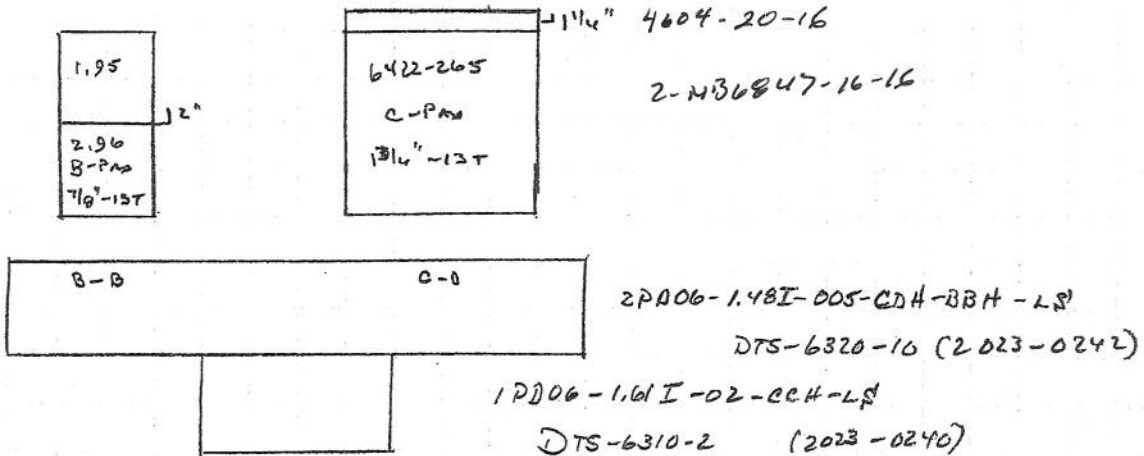
3"

2"

2" 90° St Ecc
 2" Cus NIP
 V500A-32
 2" X 1 1/2" Bush
 1 1/2" Cus NIP
 S F150-25-5
 1 1/2" Cus NIP
 V500A-24
 FT150
 FT1215
 FT125
 * 6422-265

3-PAD COVER PLATE
 2013-0389

PGP330L237BIA815-15FAAB10-01



30086-019
 31086-019
 30087-019
 31087-019
 30088-019

1 Hole To 2 Hole ADAPTER PLATE BURNOUT
 1 Hole To 2 Hole ADAPTER PLATE MACHINES
 YORK PLATE BURNOUT
 YORK PLATE MACHINES
 YORK PLATE ADAPTER 55 SERIES YORK (2026-0022)
 WEIGHT 30087-019

LEFT SIDE

LEFT PRIMARY REVERSE
3-WIRE

LEFT HD&IS
4-WIRE (GROUND INCLUDED W/ LT TRIN REV)

LEFT FLASHER
2-WIRE

= 11 WIRE

+ 2 EXTRA

= 13 WIRES

RIGHT SIDE

FRONT HDS'15

7 WIRES

SHAKER FLOW CONTROL

2 WIRES

SECONDARY FLOW CONTROL

2 WIRES

SEC. REVERSE

1 WIRE (GROUND INCLUDED w/ FRONT HDS'15)

RIGHT PRIM REVERSE

3 WIRE

CROSS BYPASS

1 WIRE (GROUND w/ RT PRIM REV)

CROSS REVERSE

1 WIRE (GROUND w/ RT PRIM REV)

CROSS FLOW CONTROL

2 WIRE

X

COOLER

4 - 10 AWG WIRES

RIGHT HDS'15

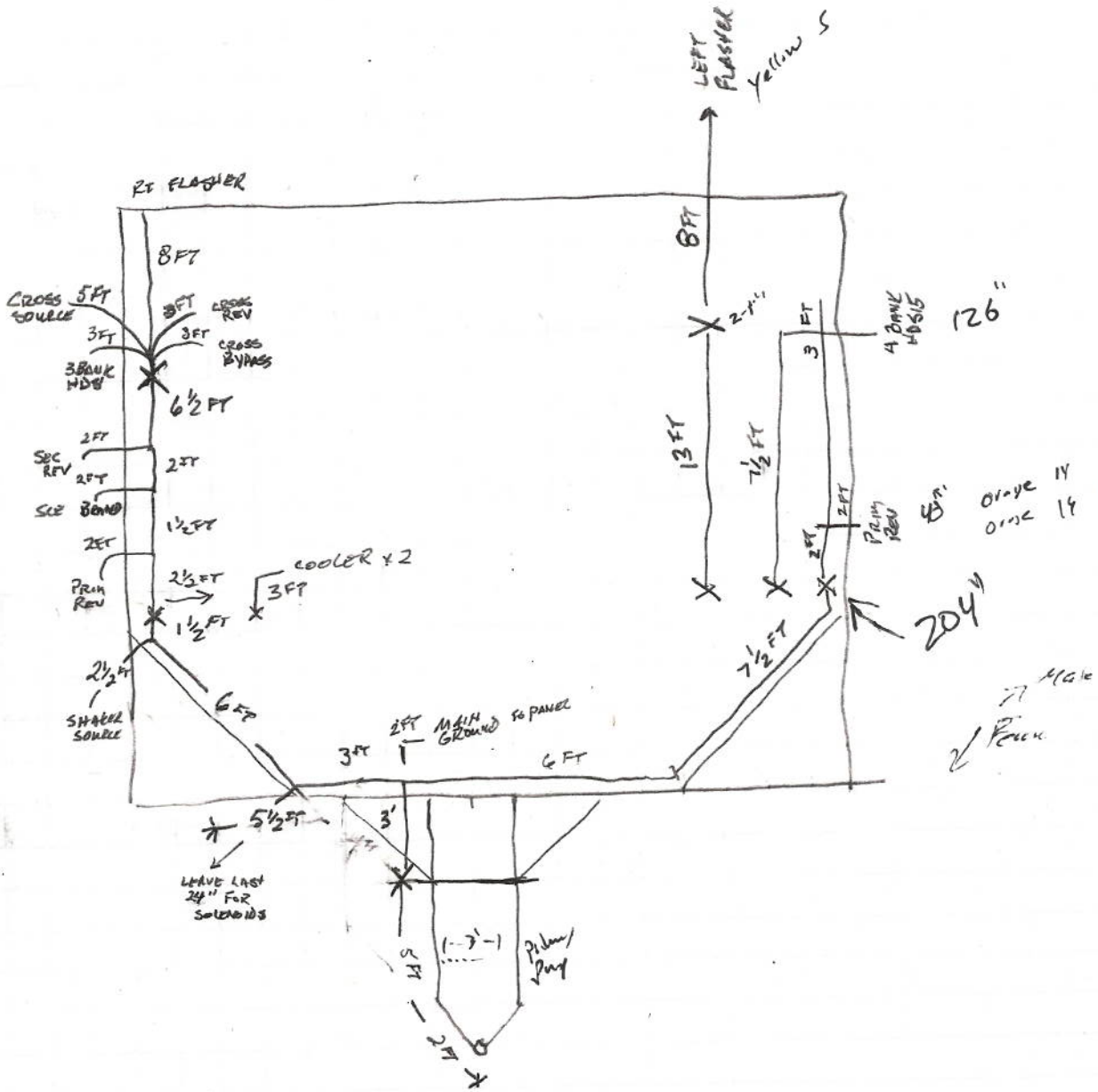
9 WIRES

RIGHT FLASHER

1 WIRE (GROUND w/ RT HDS'15)

= 29 WIRES + 2 EXTRA = 31 WIRES

= 4 WIRES COOLER



⊕ EXTRA WIRES BOTH SIDES TO CROSS
 (SPLIT PLOYS ABOVE)

TUPLING #19098
6RPTW - DOUBLE DISCHARGE

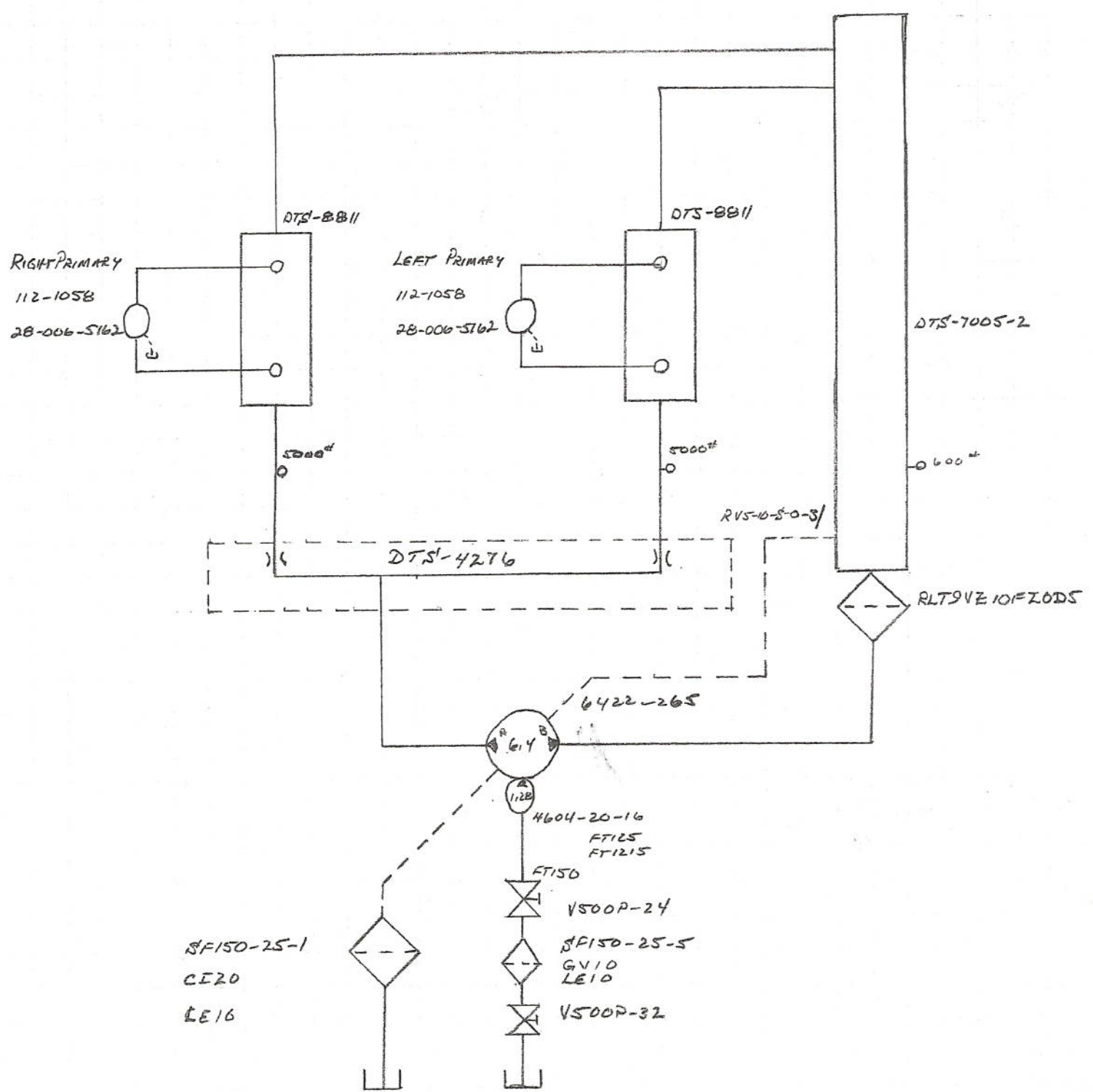
PLUG #1	31 PIN			
PIN #	COLOR	WIRE #	DESCRIPTION	
1	RED	2	COULTER "UP" HDS15	
2	BLACK	000	RIGHT PRIMARY GROUND, CROSS BYPASS SOLENOID GROUND, CROSS REVERSING VALVE GROUND	
3				
4	YELLOW	5	FLASHERS (RIGHT SIDE)	
5	BROWN	6	SECONDARY REVERSING VALVE	
6	RED	7	COULTER "DOWN" HDS15	
7	BLACK	05	RIGHT HDS15 GROUND, FLASHER GROUND (RIGHT)	
8				
9	BLUE	13	CROSS "SOURCE" FLOW CONTROL	
10				
11	BROWN	18	LEFT DIGGER BLADE "UP" HDS15	
12	BROWN	21	CROSS CONVEYOR SWITCH TO 2017-11304 SOLENOID (BYPASS)	
13				
14	BROWN	23	LEFT DIGGER BLADE "DOWN" HDS15	
15	BLUE	24	RIGHT CROSS SLIDE "FORWARD" HDS15	
16	WHITE	25	RIGHT CROSS DISCHARGE "DOWN" HDS15	
17	WHITE	28	RIGHT CROSS DISCHARGE "UP" HDS15	
18	BLUE	29	RIGHT CROSS SLIDE "BACK" HDS15	
19	ORANGE	30	RIGHT PRIMARY REVERSING "FORWARD"	
20	GREEN	31	RIGHT PRIMARY REVERSING "REVERSE"	
21	RED	32	ROCKING SHAKER "SOURCE" FLOW CONTROL	
22	YELLOW	33	ROCKING SHAKER "SOURCE" FLOW CONTROL	
23	WHITE	34	CROSS "SOURCE" FLOW CONTROL	
24	VIOLET	35	CROSS REVERSING VALVE	
25	BROWN	36	RIGHT LEVELING "DOWN" HDS15	
26	BROWN	38	RIGHT LEVELING "UP" HDS15	
27	WHITE	40	RIGHT DIGGER BLADE "UP" HDS15	
28	WHITE	41	RIGHT DIGGER BLADE "DOWN" HDS15	
29	BLUE	44	EXTRA (RIGHT SIDE)	
30	BLACK	0	FRONT HDS15 GROUND, SECONDARY REVERSING VALVE GROUND	
31				

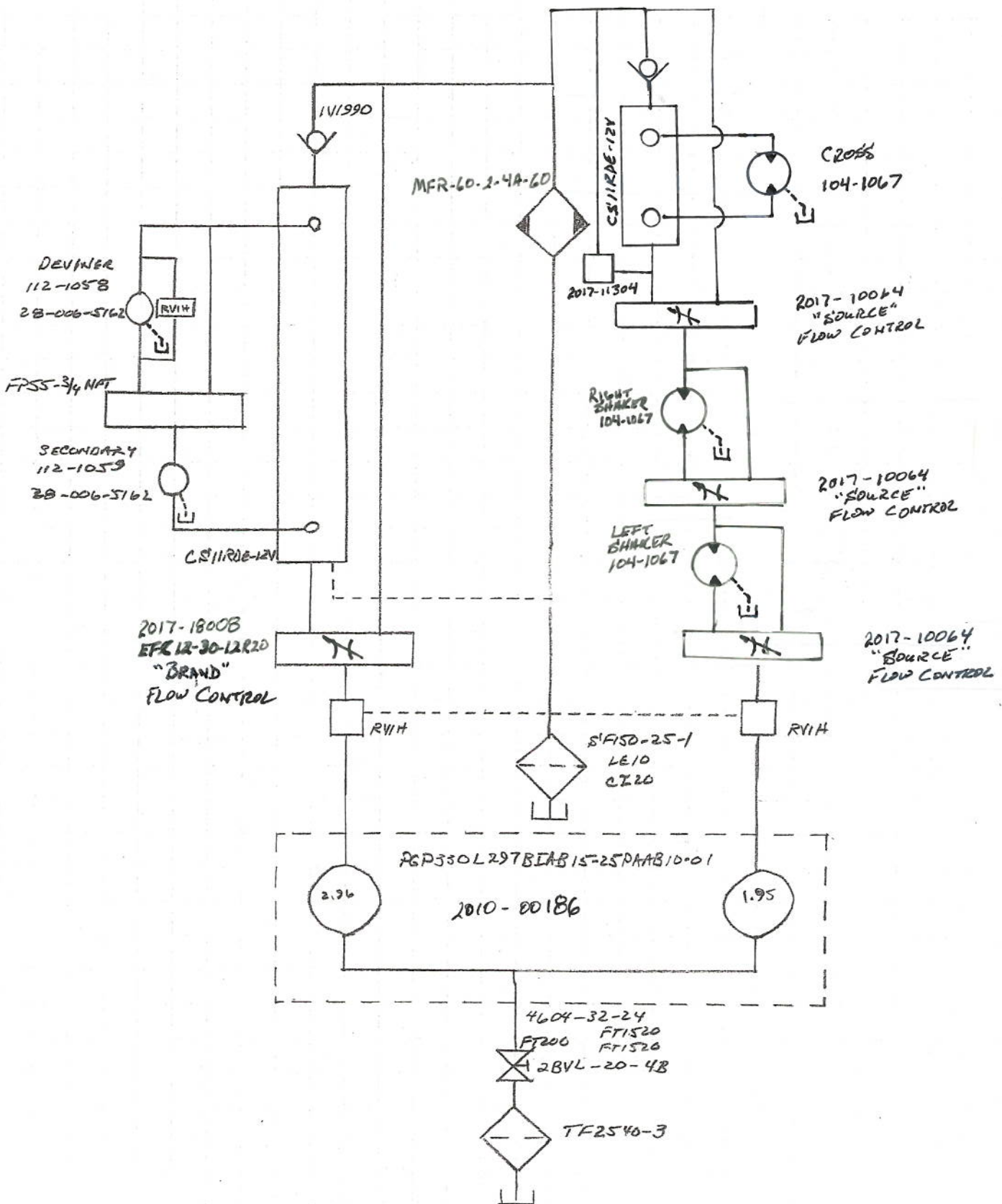
TUPLING #19098
6RPTW - DOUBLE DISCHARGE

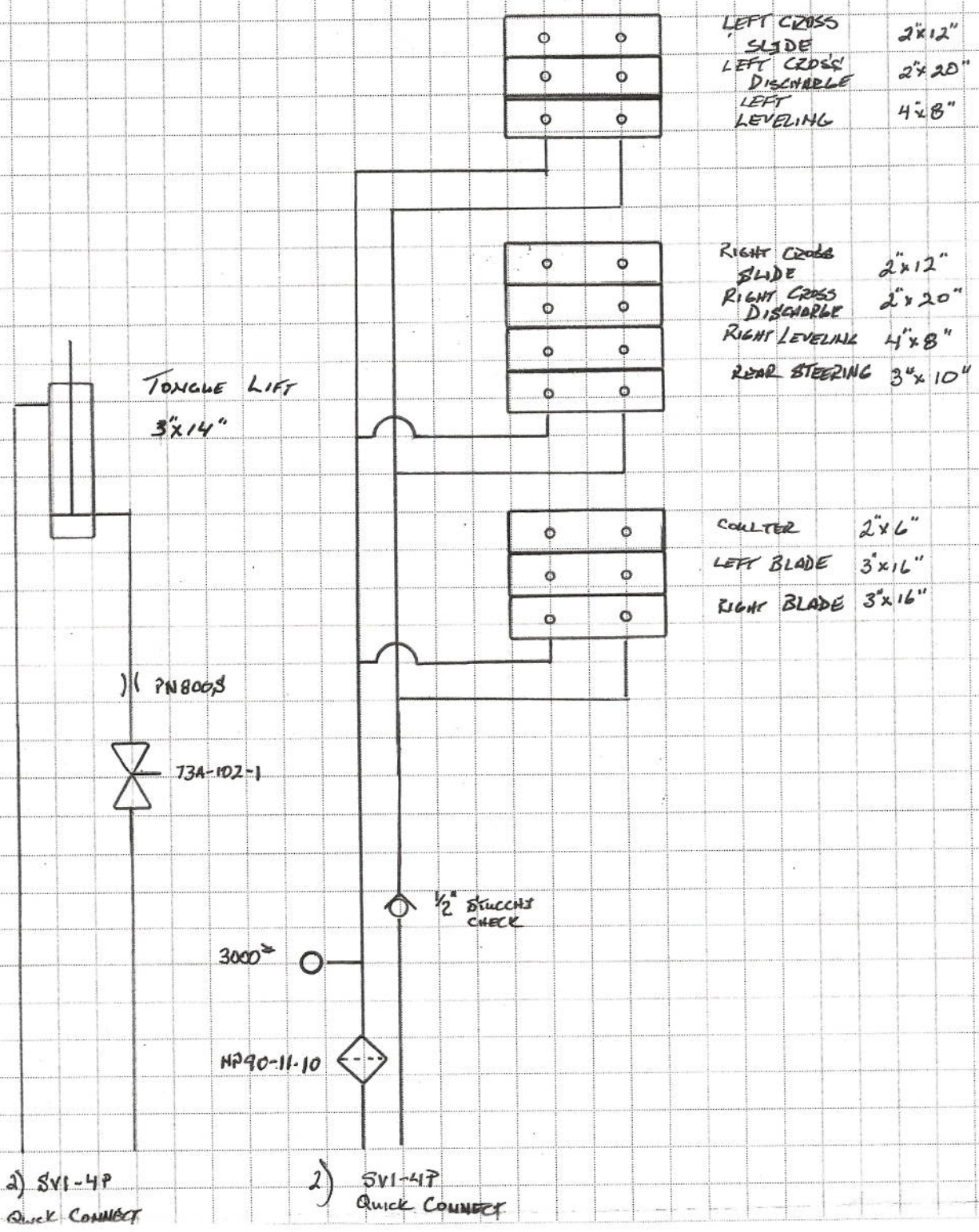
PLUG #2 29 PIN

1	RED	42	COOLER FAN #1 +12VDC 10AWG (30 AMP C.B.)
2	RED	43	COOLER FAN #2 +12VDC 10AWG (30 AMP C.B.)
3	BLACK	O42	COOLER FAN #1 GROUND 10AWG
4	BLACK	O43	COOLER FAN #2 GROUND 10AWG
5	GREEN	37	LEFT CROSS SLIDE "BACK" HDS15
6	BLACK	00	LEFT PRIMARY GROUND, LEFT HDS15 GROUND
7	ORANGE	14	LEFT PRIMARY REVERSING "FORWARD"
8	ORANGE	19	LEFT PRIMARY REVERSING "REVERSE"
9	GREEN	26	LEFT CROSS SLIDE "FORWARD" HDS15
10	RED	39	LEFT CROSS DISCHARGE "UP" HDS15
11	BLUE	3	LEFT LEVELING "DOWN" HDS15
12	BLUE	8	LEFT LEVELING "UP" HDS15
13	YELLOW	5	FLASHERS (LEFT SIDE)
14	RED	27	LEFT CROSS DISCHARGE "DOWN" HDS15
15	GREEN	45	EXTRA (RIGHT SIDE)
16	BLUE	46	REAR STEER HDS15
17	GREEN	47	REAR STEER HDS15
18	ORANGE	4	SECONDARY "BRAND" FLOW CONTROL (BELDEN - RED) IQAN C1:15
19			
20	ORANGE	9	SECONDARY "BRAND" FLOW CONTROL (BELDEN - WHITE) IQAN C1:40
21			
22			
23	GREEN	48	6.4 HYDRO PIN C (IQAN C1:14)
24	BLACK	49	6.4 HYDRO PIN D (IQAN C1:39)
25			
26			
27			
28			
29			

8-5-19
 #19098 TUDLING
 GRPTW







2) SVI-4P
Quick Connect

2) SVI-4P
Quick Connect

4"

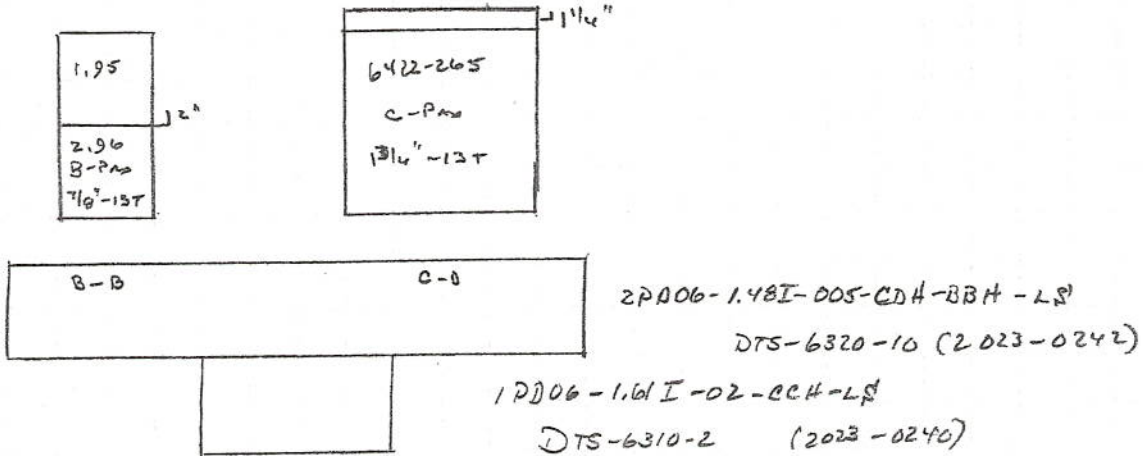
TF2540-3
 2 1/2" C/L/N/A
 2 BVL-20-40B
 2 1/2" x 2" Bush
 FT206
 FT1520
 FT1520
 * PBR330

3"

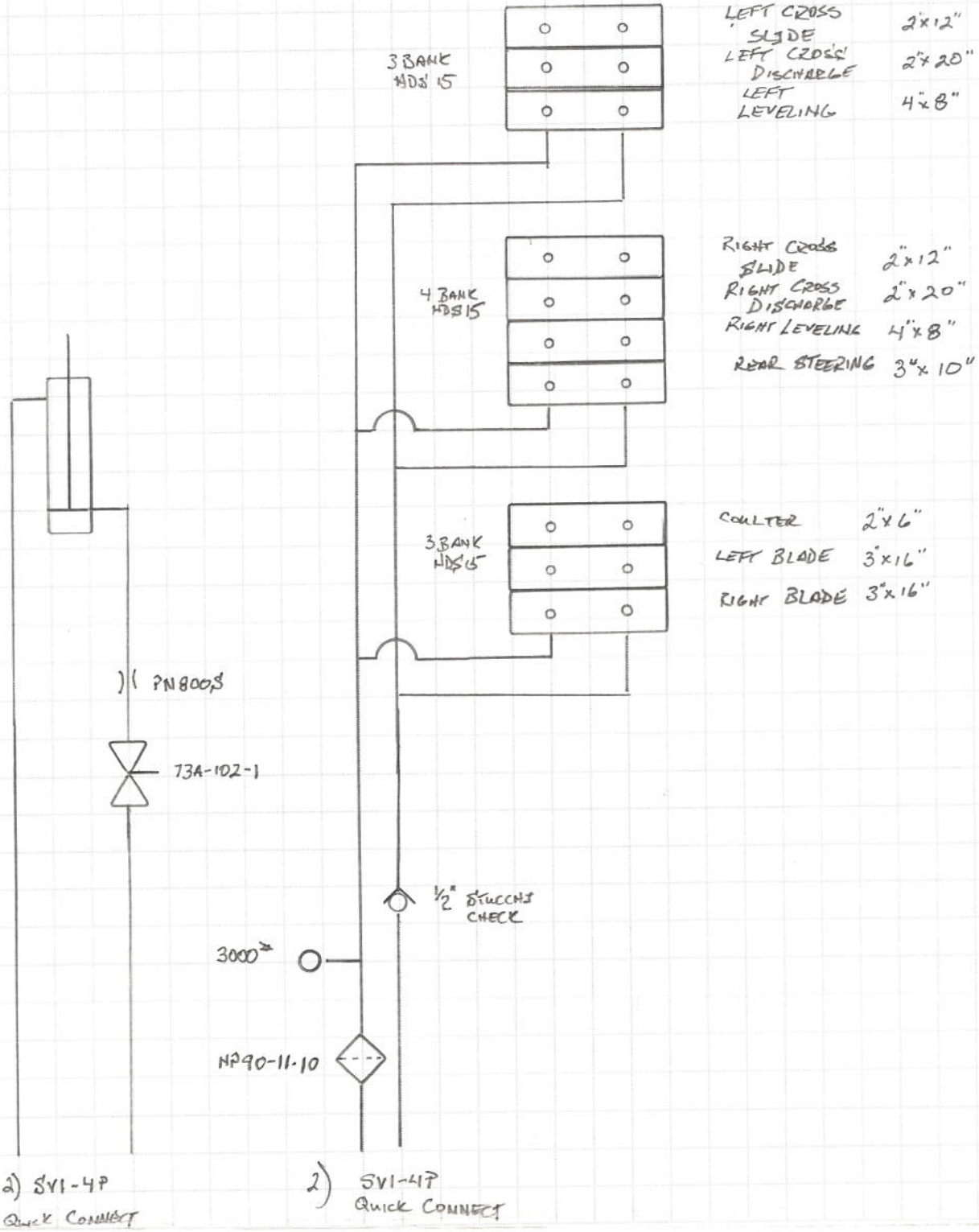
2"

2' 90° St Ecc
 2" C/L/N/A
 V500P-32
 2" x 1 1/2" Bush
 1 1/2" C/L/N/A
 S F156-25-5
 1 1/2" C/L/N/A
 V500P-24
 FT150
 FT1215
 FT125
 * 6422-265

PBR330 L237 BIA B15-25 PAAB10-01



- 30086-019 1 Hole To 2 Hole ADAPTER PLATE BURENCO
 - 31086-019 1 Hole To 2 Hole ADAPTER PLATE MACHINCO
 - 30087-019 Yoke PLATE BURENCO
 - 31087-019 Yoke PLATE MACHINCO
 - 30088-019 Yoke PLATE ADAPTER 55 SERIES YOKZ (2026-0029)
- WELDTAG 30087-019



PLUG #1 PIN #	31 PIN COLOR	WIRE #	DESCRIPTION
1	RED	2	COULTER "UP" HDS15
2	BLACK	000	RIGHT PRIMARY GROUND, CROSS BYPASS SOLENOID GROUND, CROSS REVERSING VALVE GROUND
3			
4	YELLOW	5	FLASHERS (RIGHT SIDE)
5	BROWN	6	SECONDARY REVERSING VALVE
6	RED	7	COULTER "DOWN" HDS15
7	BLACK	05	RIGHT HDS15 GROUND, FLASHER GROUND (RIGHT)
8			
9	BLUE	13	CROSS "SOURCE" FLOW CONTROL
10	VIOLET	17	REAR STEERING "RIGHT" HDS15 EXTRA (RIGHT SIDE)
11	BROWN	18	LEFT DIGGER BLADE "UP" HDS15
12	BROWN	21	CROSS CONVEYOR SWITCH TO 2017-11304 SOLENOID (BYPASS)
13	VIOLET	22	REAR STEERING "LEFT" HDS15 EXTRA (RIGHT SIDE)
14	BROWN	23	LEFT DIGGER BLADE "DOWN" HDS15
15	BLUE	24	RIGHT CROSS SLIDE "FORWARD" HDS15
16	WHITE	25	RIGHT CROSS DISCHARGE "DOWN" HDS15
17	WHITE	28	RIGHT CROSS DISCHARGE "UP" HDS15
18	BLUE	29	RIGHT CROSS SLIDE "BACK" HDS15
19	ORANGE	30	RIGHT PRIMARY REVERSING "FORWARD"
20	GREEN	31	RIGHT PRIMARY REVERSING "REVERSE"
21	RED	32	ROCKING SHAKER "SOURCE" FLOW CONTROL
22	YELLOW	33	ROCKING SHAKER "SOURCE" FLOW CONTROL
23	WHITE	34	CROSS "SOURCE" FLOW CONTROL
24	VIOLET	35	CROSS REVERSING VALVE
25	BROWN	36	RIGHT LEVELING "DOWN" HDS15
26	BROWN	38	RIGHT LEVELING "UP" HDS15
27	WHITE	40	RIGHT DIGGER BLADE "UP" HDS15
28	WHITE	41	RIGHT DIGGER BLADE "DOWN" HDS15
29	BLUE	44	EXTRA (RIGHT SIDE)
30	BLACK	0	FRONT HDS15 GROUND, SECONDARY REVERSING VALVE GROUND
31	BLACK	000	RIGHT PRIMARY GROUND, CROSS BYPASS SOLENOID GROUND, CROSS REVERSING VALVE GROUND

PLUG #2 29 PIN

1	RED	42	COOLER FAN #1 +12VDC 10AWG WEATHER-PACK CONNECTOR	
2	RED	43	COOLER FAN #2 +12VDC 10AWG	" "
3	BLACK	O42	COOLER FAN #1 GROUND 10AWG	" "
4	BLACK	O43	COOLER FAN #2 GROUND 10AWG	" "
5	GREEN	37	LEFT CROSS SLIDE "BACK" HDS15	
6	BLACK	00	LEFT PRIMARY GROUND, LEFT HDS15 GROUND	
7	ORANGE	14	LEFT PRIMARY REVERSING "FORWARD"	
8	ORANGE	19	LEFT PRIMARY REVERSING "REVERSE"	
9	GREEN	26	LEFT CROSS SLIDE "FORWARD" HDS15	
10	RED	39	LEFT CROSS DISCHARGE "UP" HDS15	
11	BLUE	3	LEFT LEVELING "DOWN" HDS15	
12	BLUE	8	LEFT LEVELING "UP" HDS15	
13	YELLOW	5	FLASHERS (LEFT SIDE)	
14	RED	27	LEFT CROSS DISCHARGE "DOWN" HDS15	
15	GREEN	45	EXTRA (RIGHT SIDE)	
16	BLUE	46	EXTRA (LEFT SIDE) REAR STEER	
17	GREEN	47	EXTRA (LEFT SIDE) REAR STEER	
<i>BELDEN RED</i> 18	ORANGE	4	SECONDARY "BRAND" FLOW CONTROL	C1:15
19				
<i>BELDEN WHITE</i> 20	ORANGE	9	SECONDARY "BRAND" FLOW CONTROL	C1:40
21				
22				
<i>BELDEN</i> 23	GREEN	48	6.4 HYDRO PIN C	C1:14
<i>BELDEN</i> 24	BLACK	49	6.4 HYDRO PIN D	C1:39
25				
26				
27				
28				
29				

Panel plus to Fogue plate

PLUG #1	31 PIN		
PIN #	COLOR	WIRE #	DESCRIPTION
1	RED	2	COULTER "UP" HDS15
2	BLACK	000	RIGHT PRIMARY GROUND, CROSS BYPASS SOLENOID GROUND, CROSS REVERSING VALVE GROUND
3			
4	YELLOW	5	FLASHERS (RIGHT SIDE)
5	BROWN	6	SECONDARY REVERSING VALVE
6	RED	7	COULTER "DOWN" HDS15
7	BLACK	05	RIGHT HDS15 GROUND, FLASHER GROUND (RIGHT)
8			
9	BLUE	13	CROSS "SOURCE" FLOW CONTROL
10	VIOLET	17	REAR STEERING "RIGHT" HDS15 (Left Harness)
11	BROWN	18	LEFT DIGGER BLADE "UP" HDS15
12	BROWN	21	CROSS CONVEYOR SWITCH TO 2017-11304 SOLENOID (BYPASS)
13	VIOLET	22	REAR STEERING "LEFT" HDS15 (Left Harness)
14	BROWN	23	LEFT DIGGER BLADE "DOWN" HDS15
15	BLUE	24	RIGHT CROSS SLIDE "FORWARD" HDS15
16	WHITE	25	RIGHT CROSS DISCHARGE "DOWN" HDS15
17	WHITE	28	RIGHT CROSS DISCHARGE "UP" HDS15
18	BLUE	29	RIGHT CROSS SLIDE "BACK" HDS15
19	ORANGE	30	RIGHT PRIMARY REVERSING "FORWARD"
20	GREEN	31	RIGHT PRIMARY REVERSING "REVERSE"
21	RED	32	ROCKING SHAKER "SOURCE" FLOW CONTROL
22	YELLOW	33	ROCKING SHAKER "SOURCE" FLOW CONTROL
23	WHITE	34	CROSS "SOURCE" FLOW CONTROL
24	VIOLET	35	CROSS REVERSING VALVE
25	BROWN	36	RIGHT LEVELING "DOWN" HDS15
26	BROWN	38	RIGHT LEVELING "UP" HDS15
27	WHITE	40	RIGHT DIGGER BLADE "UP" HDS15
28	WHITE	41	RIGHT DIGGER BLADE "DOWN" HDS15
29	BLUE	44	EXTRA (RIGHT SIDE)
30	BLACK	0	FRONT HDS15 GROUND, SECONDARY REVERSING VALVE GROUND
31			RIGHT PRIMARY GROUND, CROSS BYPASS SOLENOID GROUND, CROSS RE-

Panel plug tongue plate

PLUG #2 29 PIN

		1	RED		42	COOLER FAN #1 +12VDC 10AWG WEATHER-PACK CONNECTOR
		2	RED		43	COOLER FAN #2 +12VDC 10AWG " "
		3	BLACK		O42	COOLER FAN #1 GROUND 10AWG " "
		4	BLACK		O43	COOLER FAN #2 GROUND 10AWG " "
1	1	5	GREEN		37	LEFT CROSS SLIDE "BACK" HDS15 - 1
2	1	6	BLACK		00	LEFT PRIMARY GROUND, LEFT HDS15 GROUND
3	1	7	ORANGE		14	LEFT PRIMARY REVERSING "FORWARD"
4	1	8	ORANGE		19	LEFT PRIMARY REVERSING "REVERSE"
5	1	9	GREEN		26	LEFT CROSS SLIDE "FORWARD" HDS15 - 2
6	1	10	RED		39	LEFT CROSS DISCHARGE "UP" HDS15 - 3
7	1	11	BLUE		3	LEFT LEVELING "DOWN" HDS15 - 4
8	1	12	BLUE		8	LEFT LEVELING "UP" HDS15 - 5
9	1	13	YELLOW		5	FLASHERS (LEFT SIDE)
10	1	14	RED		27	LEFT CROSS DISCHARGE "DOWN" HDS15 - 6
		15	GREEN		45	EXTRA (RIGHT SIDE) pin 15
11	1	16	BLUE		46	EXTRA (LEFT SIDE) Rear steering
12	1	17	GREEN		47	EXTRA (LEFT SIDE) Rear steering
		18	ORANGE		4	SECONDARY "BRAND" FLOW CONTROL pin 19
		19				
		20	ORANGE		9	SECONDARY "BRAND" FLOW CONTROL pin 21
		21				
		22				
		23	GREEN		48	6.4 HYDRO PIN C
		24	BLACK		49	6.4 HYDRO PIN D
		25				
		26				
		27				
		28				
		29				