

#1722

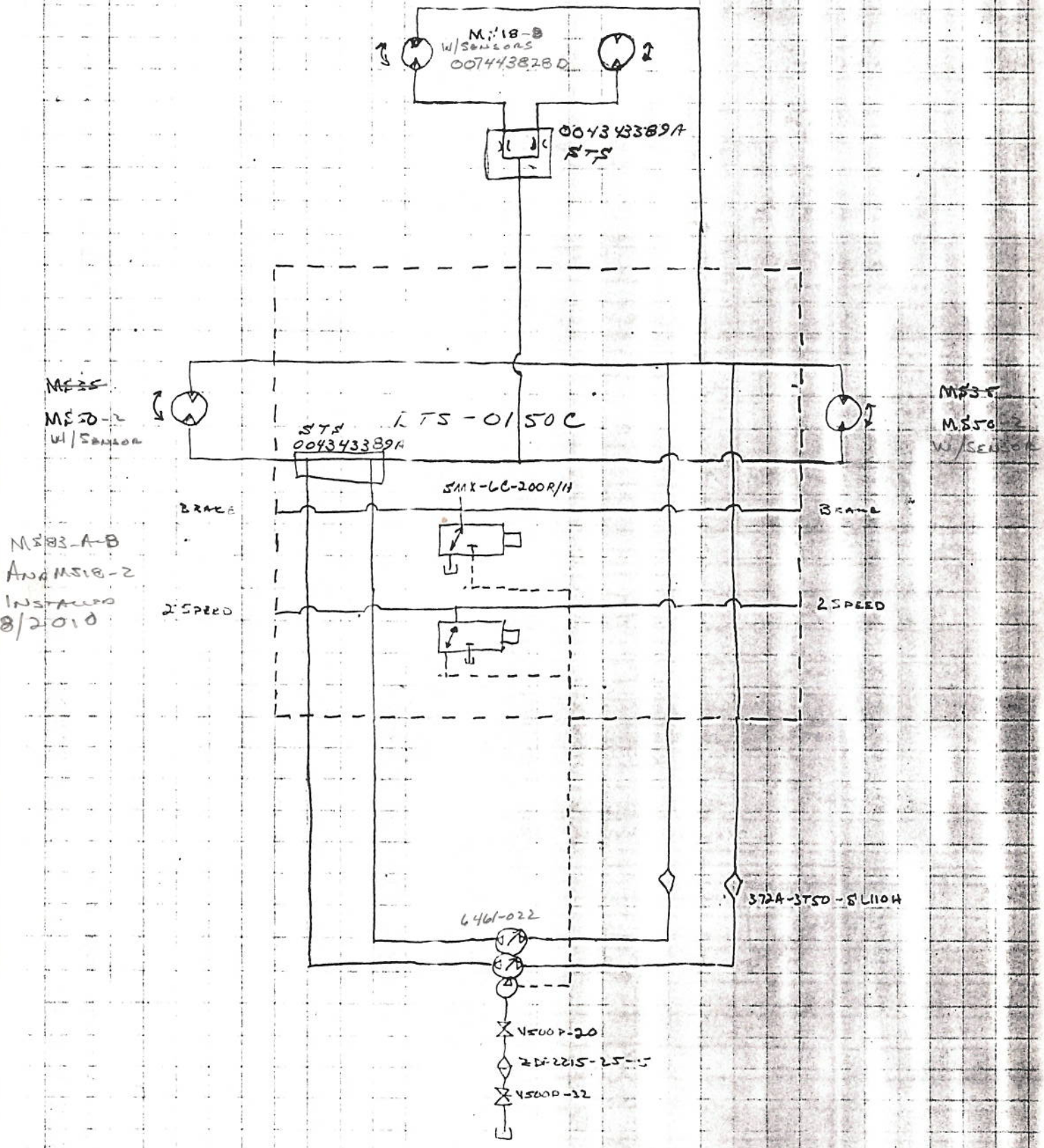
Matters

8RSFW

1998 SELF PROTECTED HARVESTED GROUND DRIVE

DTS-0150C

BRSP WINDROWER POWER UNIT

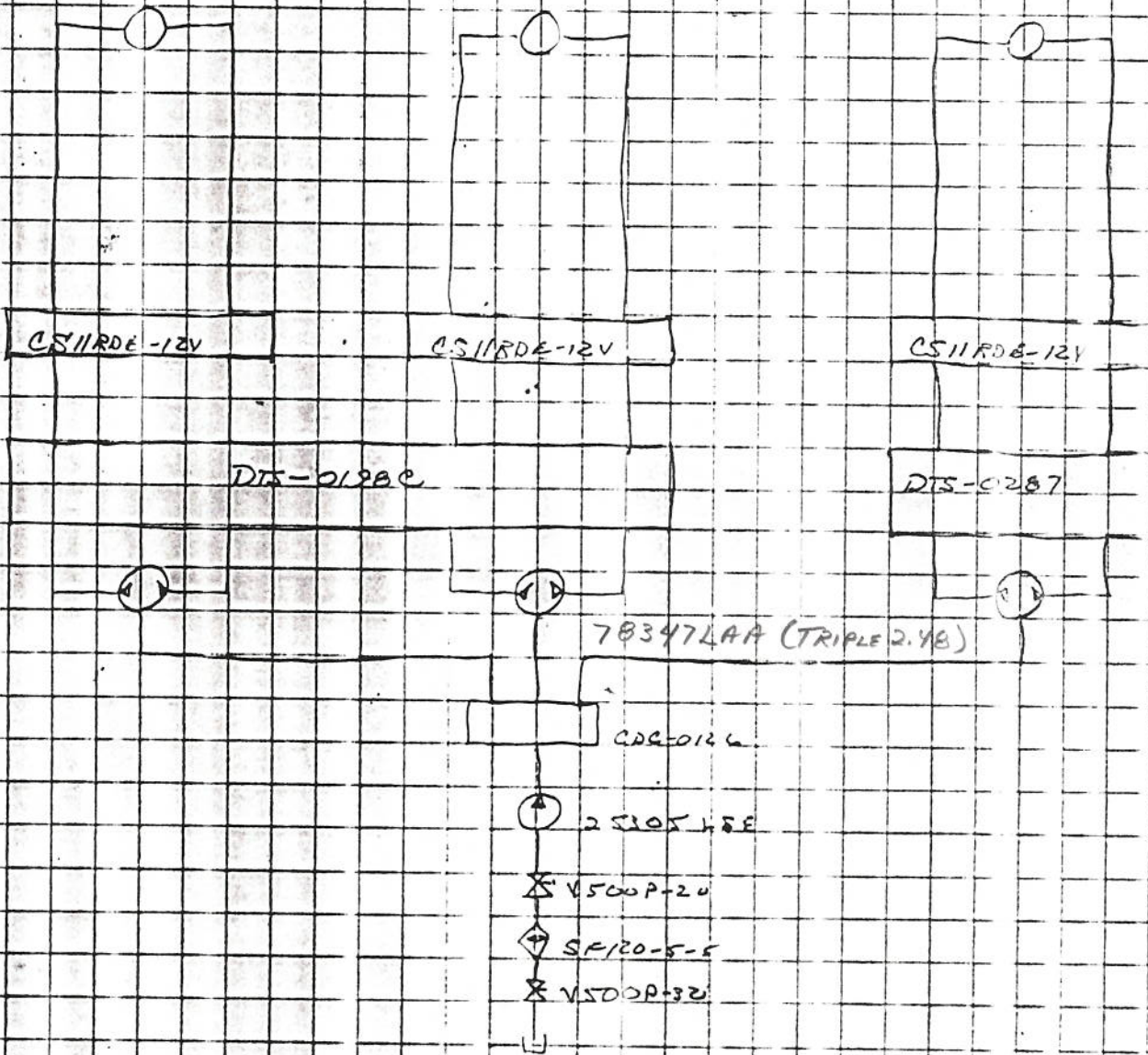


1998 BRSP W/11 PROWEE POWER UNIT

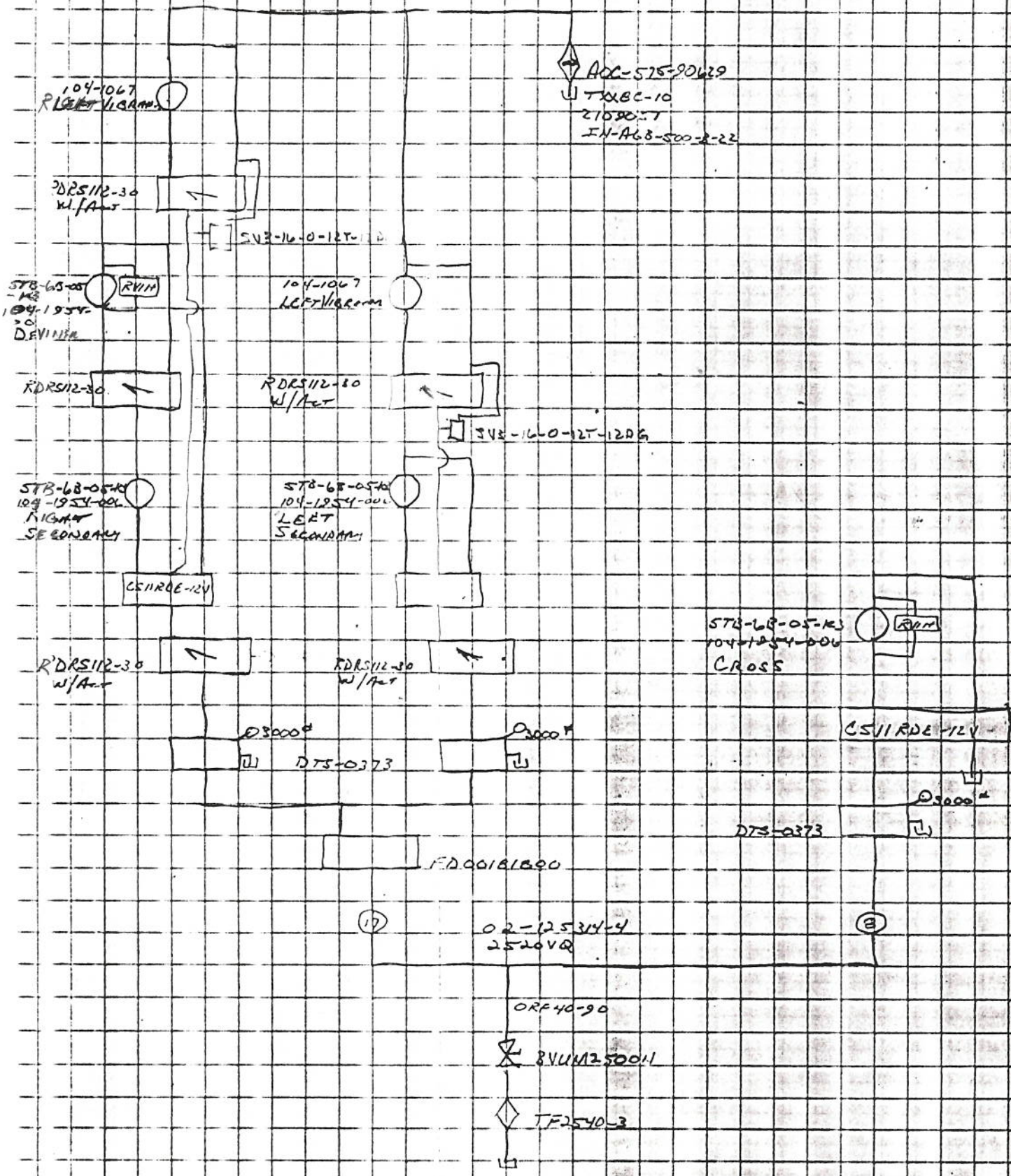
LEFT PRIMARY
 STB-6B-05-K3
 104-1954-006

RIGHT PRIMARY
 STB-6B-05-K3
 104-1954-006

CENTER PRIMARY
 112-1066



1998 BRSP WINDPOWER POWER UNIT



104-1067
LEFT VIGRAM

AC-575-90629
TXBC-10
21000-T
FN-AGB-500-2-22

RDS112-30
w/Act

SV2-16-0-12T-1206

STB-65-05-K3
104-1954-001
DEVIATOR

104-1067
LEFT VIGRAM

RDS112-30

RDS112-30
w/Act

SV2-16-0-12T-1206

STB-68-05-K3
104-1954-001
RIGHT
SECONDARY

STB-68-05-K3
104-1954-001
LEFT
SECONDARY

CS11RDE-12V

STB-68-05-K3
104-1954-001
CROSS

RDS112-30
w/Act

RDS112-30
w/Act

CS11RDE-12V

D3000
DTS-0373

D3000
DTS-0373

DTS-0373

FD00181890

02-125314-4
2520VQ

ORF40-90


84UM250011

TF2540-3

17

2

1998 BRSP WINDROWER BUSS UNIT



VINH

5B9734
PVE21-U

4500P-12

TE2050-1

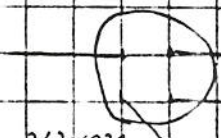
11

212-1028
204-1078

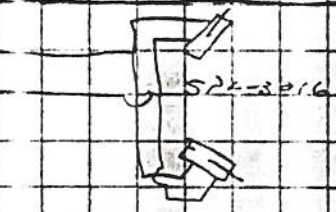
PN6003

300.04

MV4-15A-12TD
REAR STEER



CRVS-10-5-BT-20/23



SPL-3016

MV5-SI-14A*7-SC-12TD

LEFT REAR
2 TRS-3008

RIGHT REAR
2 TRS-3008

CANISTER
CTRS-2006

RIGHT GAUGE/LINEAL
CTRS-2006

CENTER GAUGE/LINEAL
CTRS-2006

LEFT GAUGE/LINEAL
CTRS-2006

STONE ROPS
2 CTRS-2008

MV5-SI-14A*4-SC-12TD

CROSS DISCHARGE
CROSS RISE/LOWER
SIDE COUNTER

MV5-SI-14A*3-SC-12TD

PUMP/PULL
2 TRS-3008

CRVS-10-8-BT-20/23

SIDE LEVELING
2 CTRS-3006

FUSE BLOCK #1

| | COLOR | NUMBER | FUSE SIZE | DESCRIPTION | COLOR | NUMBER | FUSE SIZE | DESCRIPTION |
|---|--------|--------|-----------|-----------------------|--------|--------|-----------|-------------------------------------|
| 1 | | | | | RED | 11 | 15A | NON KEY ON POWER TO IGNITION SWITCH |
| 3 | RED | 029 | 15A | STROBE FUSE TO SWITCH | YELLOW | 92 | 15A | FLASHER FROM STAT TO SWITCH |
| 5 | ORANGE | 144 | 5A | NUTRAL SWITCH | | 6 | | |

FUSE BLOCK #2

| | COLOR | NUMBER | FUSE SIZE | DESCRIPTION | COLOR | NUMBER | FUSE SIZE | DESCRIPTION |
|----|-------|--------|-----------|---------------------------------|-------|--------|-----------|---------------------------------|
| 1 | BLACK | 17 | 10A | POWER TO BRAKE SWITCH FROM FUSE | GREEN | 91 | 5A | FUSE TO LIGHTING SWITCHES |
| 3 | RED | 21 | 20A | OVERHEAD POWER | BLACK | 0012 | 10A | 2-SPEED/4X4 FUSE TO SWITCH |
| 5 | RED | 32 | 20A | RADIO POWER | RED | ? | 5A | POWER TO DTS-0160 |
| 7 | RED | 081 | 20A | FUEL PUMP FUSE TO SWITCH | BLUE | 2 | 30A | CAB ROAD LIGHTS POWER TO RELAY |
| 9 | PINK | 158 | 20A | POWER TO AUX OUTLETS/RADIO | BLUE | 3 | 30A | CAB FIELD LIGHTS POWER TO RELAY |
| 11 | | | | | | 12 | | |

FUSE BLOCK #3

| | COLOR | NUMBER | FUSE SIZE | DESCRIPTION | COLOR | NUMBER | FUSE SIZE | DESCRIPTION |
|----|--------|--------|-----------|----------------------------------|--------|--------|-----------|----------------------------------|
| 1 | PURPLE | 23 | 10A | POWER TO OVERHEAD BUZZERS/LIGHTS | YELLOW | 89 | 20A | POWER TO MASTER |
| 3 | RED | 18 | 20A | WIPER MOTOR POWER | WHITE | 85 | 20A | POWER TO ACC. AND CYLINDERS |
| 5 | RED | 52 | 15A | POWER TO FOOT SWITCHES FROM FUSE | BLUE | 6 | 15A | POWER TO BACK UP SWITCH |
| 7 | RED | | 15A | POWER TO CYBERTECH RELAYS | ORANGE | 090 | 20A | POWER TO LEFT WORK LIGHTS RELAY |
| 9 | ? | | 15A | POWER TO BACK-UP/HEAD LIGHTS | YELLOW | 090 | 20A | POWER TO RIGHT WORK LIGHTS RELAY |
| 11 | PINK | | 25A | POWER TO REVERSING RELAYS | RED | 101 | 20A | CAMERA POWER |

RELAYS

| START | | 4X4 | |
|-------------------------|------------|--------------------------|------------|
| 86 | ORANGE 143 | 86 | BLACK 1 |
| 85 | GROUND | 85 | GROUND |
| 30 | WHITE 104 | 30 | ORANGE 01 |
| 87 | GREEN 11 | 87 | BLACK 1 |
| 87 | | 87 | |
| | | | |
| | | 4X4 | |
| 86 | | 86 | ORANGE 143 |
| 85 | | 85 | GROUND |
| 30 | | 30 | ORANGE 01 |
| 87 | | 87 | BLACK 1 |
| 87 | | 87 | |
| | | | |
| CAB ROAD LIGHTS | | LEFT WORK LIGHTS | |
| 86 | BROWN 503 | 86 | ORANGE 036 |
| 85 | GROUND | 85 | GROUND |
| 30 | BROWN 526 | 30 | ORANGE 090 |
| 87 | BLACK 2 | 87 | ORANGE 90 |
| 87 | | 87 | |
| | | | |
| CAB FIELD LIGHTS | | RIGHT WORK LIGHTS | |
| 86 | BROWN 504 | 86 | YELLOW 36 |
| 85 | GROUND | 85 | GROUND |
| 30 | BLACK 3 | 30 | YELLOW 090 |
| 87 | BROWN 507 | 87 | YELLOW 90 |
| 87 | | 87 | |

| ARMREST | | | |
|---------|--------|------------|--|
| COLOR | NUMBER | GAUGE WIRE | DESCRIPTION |
| YELLOW | 89 | 14 | POWER TO MASTER |
| WHITE | 85 | 14 | POWER TO ACC. AND CYLINDERS |
| GREEN | 60 | 14 | LEFT PRIMARY SPEED UP |
| PURPLE | 61 | 14 | LEFT PRIMARY SPEED DOWN |
| YELLOW | 64 | 14 | RIGHT PRIMARY SPEED UP |
| BLACK | 65 | 14 | RIGHT PRIMARY SPEED DOWN |
| RED | 66 | 14 | LEFT SECONDARY SPEED UP |
| WHITE | 67 | 14 | LEFT SECONDARY SPEED DOWN |
| GREEN | 68 | 14 | RIGHT SECONDARY SPEED UP |
| BLACK | 69 | 14 | RIGHT SECONDARY SPEED DOWN |
| PURPLE | 70 | 14 | LEFT SHAKER SPEED UP |
| YELLOW | 71 | 14 | LEFT SHAKER SPEED DOWN |
| RED | 72 | 14 | RIGHT SHAKER SPEED UP |
| RED | 73 | 14 | RIGHT SHAKER SPEED DOWN |
| BROWN | 011 | 14 | LEFT PRIMARY ON |
| BROWN | 0111 | 14 | RIGHT PRIMARY ON |
| RED | 82 | 14 | SECONDARY ON |
| YELLOW | 05 | 14 | SHAKERS ON |
| BROWN | 016 | 14 | CROSS ON |
| RED | 99 | 14 | CROSS REVERS |
| ORANGE | 57 | 14 | STONE BOX OPEN |
| PURPLE | 58 | 14 | STONE BOX CLOSE |
| GREEN | 56 | 14 | CROSS UP |
| YELLOW | 55 | 14 | CROSS DOWN |
| ORANGE | 98 | 14 | SIDE LEVELING UP |
| BLACK | 11 | 14 | SIDE LEVELING DOWN |
| RED | 11 | 14 | FRONT LEVELING UP |
| BROWN | 63 | 14 | FRONT LEVELING DOWN |
| PURPLE | 74 | 14 | PUSH |
| ORANGE | 75 | 14 | PULL |
| BLACK | 33 | 16 | ARMREST TO CUMMINS "SWG-C" (RUN/DEL) IN OVERHEAD |
| WHITE | 44 | 16 | ARMREST TO CUMMINS "ISCI" (RUN/DEL) IN OVERHEAD |
| BLACK | 0 | 14 | GROUND |
| PINK | 158 | 12 | POWER TO AUX OUTLETS/CB RADIO |
| WHITE | 00 | 12 | GROUND FOR AUX OUTLETS/CB RADIO |
| ORANGE | 144 | 14 | NUTRAL SWITCH |
| ORANGE | 143 | 14 | NUTRAL SWITCH |

| Overhead (14ft long wires from cab corner to overhead) | | | |
|--|--------|------------|--|
| COLOR | NUMBER | GUAGE WIRE | DESCRIPTION |
| YELLOW | 92 | 14 | FLASHER FROM STAT TO SWITCH |
| YELLOW | 52 | 14 | FLASHER SWITCH TO LIGHTS |
| BLACK | 17 | 14 | POWER TO BRAKE SWITCH FROM FUSE |
| BLUE | 017 | 16 | BRAKE SWITCH TO BRAKE SOLINOID |
| BLACK | 059 | 14 | BRAKE SWITCH TO FOOT SWITCH |
| GREEN | 91 | 14 | FUSE TO LIGHTING SWITCHS |
| YELLOW | 36 | 16 | RIGHT WORK LIGHT SWITCH TO RELAY |
| ORANGE | 036 | 16 | LEFT WORK LIGHT TO RELAY |
| PURPLE | 094 | 16 | ROAD LIGHT SWITCH TO RELAY |
| BROWN | 06 | 16 | BACK-UP LIGHTS TO RELAY |
| RED | 29 | 14 | STROBE SWITCH TO LIGHTS |
| RED | 029 | 14 | STROBE FUSE TO SWITCH |
| RED | 081 | 14 | FUEL PUMP FUSE TO SWITCH |
| RED | 81 | 14 | FUEL PUMP SWITCH TO PUMP |
| BLACK | 012 | 16 | 2-SPEED SWITCH TO SOLINOID |
| BLACK | 0012 | 14 | 2-SPEED/4X4 FUSE TO SWITCH |
| ORANGE | 01 | 14 | 4X4 SWITCH TO RELAY |
| BLUE | 03 | 16 | GROUND DRIVE FILTER TO BZ. |
| YELLOW | 020 | 16 | LOW HYDRAULIC OIL TO BZ./LIGHT |
| WHITE | 61 | 16 | CROSS PRESSURE SWITCH TO LIGHT AND BUZZER |
| BLACK | 0 | 14 | 12GA GROUND TO OVERHEAD |
| GREEN | 11 | 14 | CUMMINS "START" FROM START SOLINOID TO POWERVIEW HARNESS |
| PURPLE | 22 | 14 | CUMMINS "KEY" FROM JD KEY ON SWITCH TO POWERVIEW HARNESS |
| BLACK | 33 | 16 | CUMMINS "SWGR-C" (RUN/IDEL) TO ARMREST |
| WHITE | 44 | 16 | CUMMINS "ISCT" (RUN/IDEL) TO ARMREST |
| RED | 55 | 14 | POWER TO CUMMINS POWERVIEW HARNESS FROM KEY |
| PURPLE | 23 | 16 | POWER TO OVERHEAD BUZZERS/LIGHTS |
| | | | |
| | | | |
| ORANGE | 3 | 14 | EXTRA |
| BROWN | 5 | 14 | EXTRA |

| PIN # | COLOR | NUMBER | GAUGE WIRE | DESCRIPTION |
|-------|--------|--------|------------|--------------------------------|
| | RED | 29 | 16 | STROBE |
| | YELLOW | 52 | 16 | FLASHER |
| | BLUE | 26 | 14 | LEFT SHAKER SPEED |
| | WHITE | 27 | 14 | LEFT SHAKER SPEED |
| | BROWN | 153 | 16 | LEFT PRIMARY REVERSING VALVE |
| | PURPLE | 69 | 14 | LEFT SHAKER BYPASS/ON |
| | GREEN | 155 | 16 | LEFT SECONDARY REVERSING VALVE |
| | GREEN | 45 | 14 | LEFT SECONDARY SPEED |
| | BROWN | 46 | 14 | LEFT SECONDARY SPEED |
| | ORANGE | 90 | 14 | WORK LIGHT |
| | YELLOW | 15 | 16 | CROSS REVERSING VALVE |
| | BLACK | 0 | 14 | GROUND |
| | BLACK | 0 | 14 | GROUND |

| PIN # | COLOR | NUMBER | GAUGE WIRE | DESCRIPTION |
|-------|--------|--------|------------|-----------------------|
| | ORANGE | | 16 | STONE BOX OPEN |
| | GREEN | | 16 | STONE BOX CLOSE |
| | PURPLE | 94 | 14 | HEADLIGHTS |
| | BLACK | 0 | 14 | GROUND |
| | RED | 29 | 16 | STROBE |
| | BLACK | 0 | 14 | GROUND |
| | PURPLE | | 16 | COULTERS UP |
| | WHITE | | 16 | COULTERS DOWN |
| | BROWN | | 16 | LEFT DIGGER BED UP |
| | BLACK | | 16 | LEFT DIGGER BED DOWN |
| | RED | | 16 | RIGHT DIGGER BED UP |
| | YELLOW | | 16 | RIGHT DIGGER BED DOWN |

| PIN # | COLOR | NUMBER | GAUGE WIRE | DESCRIPTION |
|-------|--------|--------|------------|-------------------------------|
| | RED | 29 | 16 | STROBE |
| | BLACK | 0 | 14 | GROUND |
| | ORANGE | 90 | 14 | WORK LIGHTS |
| | RED | 149 | 14 | RIGHT SECONDARY SPEED |
| | YELLOW | 150 | 14 | RIGHT SECONDARY SPEED |
| | GREEN | 155 | 16 | SECONDARY REVERSING VALVE |
| | PURPLE | 69 | 16 | SHAKER BYPASS/ON |
| | ORANGE | 154 | 16 | RIGHT PRIMARY REVERSING VALVE |
| | RED | 32 | 14 | RIGHT SHAKER SPEED |
| | YELLOW | 38 | 14 | RIGHT SHAKER SPEED |
| | YELLOW | 52 | 16 | FLASHER |
| | BLACK | 0 | 14 | GROUND |

| PIN # | COLOR | NUMBER | GAUGE WIRE | DESCRIPTION | PIN ON CAB CORNER PLUG #3 |
|-------|--------|--------|------------|---------------------|---------------------------|
| 1 | RED | 0015 | 14 | SMX TO CLUTCH VALVE | |
| 2 | RED | 015 | 14 | FOOT SWITCH TO SMX | 24 |
| 3 | BLUE | 017 | 14 | BRAKE SOLINOID | 11 |
| 4 | BLACK | 012 | 14 | 2-SPEED SOLINOID | 13 |
| 5 | ORANGE | 01 | 14 | 4X4 | 25 |
| 6 | BLACK | 0 | 14 | GROUND | |
| 7 | EMPTY | | | CAVITY PLUG | |
| 8 | EMPTY | | | CAVITY PLUG | |

CONNECTOR #4 ON REAR MAIN HARNESS (8-PIN FEMALE) (125" LONG)

| PIN # | COLOR | NUMBER | GAUGE WIRE | DESCRIPTION | PIN ON CAB CORNER PLUG #3 |
|-------|--------|--------|------------|----------------------------|---------------------------|
| 1 | YELLOW | 52 | 14 | FLASHER | 10 |
| 2 | BROWN | 6 | 14 | BACK-UP LIGHTS | 20 |
| 3 | BLACK | 0 | 14 | GROUND | |
| 4 | YELLOW | 90 | 14 | WORK LIGHTS | 21 |
| 5 | BLUE | 006 | 14 | SIGNAL FROM BACK UP SWITCH | 22 |
| 6 | BLACK | 0 | 14 | GROUND | |
| 7 | BLUE | 6 | 14 | POWER TO BACK UP SWITCH | 23 |
| 8 | EMPTY | | | CAVITY PLUG | |
| 9 | EMPTY | | | CAVITY PLUG | |
| 10 | EMPTY | | | CAVITY PLUG | |
| 11 | EMPTY | | | CAVITY PLUG | |
| 12 | EMPTY | | | CAVITY PLUG | |

CONNECTOR #3 ON REAR MAIN HARNESS (12-PIN FEMALE) (125" LONG)

| PIN # | COLOR | NUMBER | GAUGE WIRE | DESCRIPTION | PIN ON CAB CORNER PLUG #3 |
|-------|--------|--------|------------|-----------------------|---------------------------|
| 1 | RED | 0015 | 14 | CLUTCH VALVE FROM SMX | |
| 2 | YELLOW | 05 | 14 | LEFT PRIMARY ON | 2 |
| 3 | BROWN | 011 | 14 | RIGHT PRIMARY ON | 3 |
| 4 | RED | 152 | 16 | LEFT PRIMARY SPEED | 6 |
| 5 | BLACK | 151 | 16 | LEFT PRIMARY SPEED | 7 |
| 6 | BLUE | 146 | 16 | RIGHT PRIMARY SPEED | 8 |
| 7 | ORANGE | 145 | 16 | RIGHT PRIMARY SPEED | 9 |
| 8 | BROWN | 016 | 14 | CROSS ON | 5 |
| 9 | RED | 82 | 14 | SECONDARY ON | 4 |
| 10 | BLACK | 0 | 14 | GROUND | |
| 11 | BLACK | 0 | 14 | GROUND | |
| 12 | EMPTY | | | CAVITY PLUG | |

CONNECTOR #2 ON REAR MAIN HARNESS (12-PIN FEMALE) (125" LONG)

| PIN # | COLOR | NUMBER | GAUGE WIRE | DESCRIPTION | PIN ON CAB CORNER PLUG #3 |
|-------|--------|---------|------------|------------------------------|---------------------------|
| 1 | RED | 81 | 14 | FUEL PUMP | 12 |
| 2 | BLACK | 0 | 14 | GROUND FOR FUEL PUMP | |
| 3 | YELLOW | 752 | 16 | FUEL LEVEL | 17 |
| 4 | WHITE | 906 | 16 | OIL TEMP (ORANGE 906 IN CAB) | 18 |
| 5 | PURPLE | 907 | 16 | OIL TEMP (ORANGE 907 IN CAB) | 19 |
| 6 | YELLOW | 020 | 16 | LOW OIL | 15 |
| 7 | BLUE | 03 | 16 | GROUND DRIVE FILTERS | 14 |
| 8 | BLACK | 0 | 16 | GROUND | |
| 9 | GREEN | 475 | 16 | PRIMARY TEMP SWITCH | 16 |
| 10 | ORANGE | A/C (4) | 14 | A/C COMPRESSOR | 1 |
| 11 | EMPTY | | | CAVITY PLUG | |
| 12 | EMPTY | | | CAVITY PLUG | |

CONNECTOR #1 ON REAR MAIN HARNESS (12-PIN FEMALE) (125" LONG)

135" LONG

135" LONG

135" LONG

135" LONG


135" LONG

135" LONG

135" LONG

JD CAB WIRES

| COLOR | NUMBER | GAUGE WIRE | DESCRIPTION |
|--------------|---------------|-------------------|---|
| YELLOW | 752 | 16 | FUEL SENDER TO CAB GAUGE |
| BROWN | 503 | 16 | CAB ROAD LIGHT SWITCH |
| BROWN | 526 | 12 | CAB ROAD LIGHTS |
| BROWN | 504 | 16 | CAB FIELD LIGHT TO SWITCH |
| BROWN | 507 | 12 | CAB FIELD LIGHTS |
| RED | 22 | 14 | DOME LIGHT POWER RADIO MEMORY TO NON SWITCHED POWER IN DIS. BOX |
| RED | 18 | 12 | WIPER MOTOR POWER |
| RED | 12 | | RADIO POWER |
| BLACK | 20 | 12 | GROUND |
| GREEN | 425 | 14 | PRIMARY TEMP LIGHT/BZ. |
| GREEN | 607 | 16 | SPEED READOUT FROM DTS-0160 |
| RED | 21 | 14 | OVERHEAD POWER |



PLUG #5
(FRONT OF CAB)

PLUG #7
(FRONT OF CAB)
(FOOT SWITCHS)

PLUG #1 A/C

| PIN | COLOR | NUMBER | GAUGE WIRE | DESCRIPTION |
|------------|--------------|---------------|-------------------|-----------------------------|
| R | RED | 4 | 6 | A/C BLOWER POWER |
| S | M.T. | | | CAVITY PLUG |
| T | M.T. | | | CAVITY PLUG |
| U | M.T. | | | CAVITY PLUG |
| V | BLACK | | 12 | CAB GROUND FROM CORNER |
| W | BLACK | 0 | 14 | GROUND FROM OVERHEAD |
| X | BLACK | 0 | 12 | GROUND FROM ARMREST |
| Y | PINK | 158 | 12 | POWER TO AUX OUTLETS/RADIO |
| Z | WHITE | 0 | 12 | GROUND TO AUX OUTLETS/RADIO |

| PLUG #3 (31 PIN) TO REAR | | | | |
|--------------------------|--------|--------|------------|----------------------------------|
| PIN | COLOR | NUMBER | GAUGE WIRE | DESCRIPTION |
| 1 | ORANGE | A/C | 14 | A/C COMPRESSER ON |
| 2 | BROWN | 011 | 14 | LEFT PRIMARY ON |
| 3 | BROWN | 0111 | 14 | RIGHT PRIMARY ON |
| 4 | RED | 82 | 14 | SECONDARY ON |
| 5 | BROWN | 016 | 14 | CROSS ON |
| 6 | GREEN | 60 | 14 | LEFT PRIMARY SPEED UP |
| 7 | PURPLE | 61 | 14 | LEFT PRIMARY SPEED DOWN |
| 8 | YELLOW | 64 | 14 | RIGHT PRIMARY SPEED UP |
| 9 | BLACK | 65 | 14 | RIGHT PRIMARY SPEED DOWN |
| 10 | YELLOW | 52 | 14 | FRLASHER SWITCH TO LIGHTS |
| 11 | BROWN | 6 | 14 | BACK-UP LIGHTS |
| 12 | YELLOW | 90 | 14 | WORK LIGHTS |
| 13 | BLUE | 006 | 14 | SIGNAL FROM BACK UP SWITCH |
| 14 | BLUE | 6 | 14 | POWER TO BACK UP SWITCH |
| 15 | RED | 015 | 14 | FOOT SWITCH TO SMX |
| 16 | ORANGE | 01 | 14 | 4X4 |
| 17 | YELLOW | 752 | 16 | FUEL LEVEL |
| 18 | GREEN | 605 | 16 | OIL TEMP (WHITE 906 OUT OF CAB) |
| 19 | GREEN | 602 | 16 | OIL TEMP (PURPLE 907 OUT OF CAB) |
| 20 | BLUE | 017 | 16 | BRAKE SWITCH TO BRAKE SOLINOID |
| 21 | RED | 81 | 14 | FUEL PUMP SWITCH TO PUMP |
| 22 | BLACK | 012 | 16 | 2-SPEED SWITCH TO SOLINOID |
| 23 | BLUE | 03 | 16 | GROUND DRIVE FILTER TO BZ. |
| 24 | YELLOW | 020 | 16 | LOW HYDRAULIC OIL TO BZ./LIGHT |
| 25 | GREEN | 425 | 14 | PRIMARY TEMP LIGHT/BZ. |
| 26 | | | | CAVITY PLUG |
| 27 | | | | CAVITY PLUG |
| | | | | CAVITY PLUG |
| 29 | | | | CAVITY PLUG |
| 30 | | | | CAVITY PLUG |
| 31 | | | | CAVITY PLUG |

| |
|--------|
| SPLICE |
| LOOP |
| LOOP |
| LOOP |
| LOOP |
| LOOP |

| PLUG (CUMMINS POWERVIEW HARNESS TO OVERHEAD) | | | | |
|--|-------|--------|------------|-------------|
| PIN | COLOR | NUMBER | GAUGE WIRE | DESCRIPTION |

| PLUG #2 (19 PIN) TO P.D.P. | | | | |
|----------------------------|--------|--------|------------|---|
| PIN | COLOR | NUMBER | GAUGE WIRE | DESCRIPTION |
| 1 | YELLOW | 92 | 14 | FLASHER FROM STAT TO SWITCH |
| 2 | BLACK | 17 | 14 | POWER TO BRAKE SWITCH FROM FUSE |
| 3 | GREEN | 607 | 16 | SPEED READOUT FROM DTS-0160 |
| 4 | RED | 21 | 14 | OVERHEAD POWER |
| 5 | RED | 12 | 14 | RADIO POWER |
| 6 | RED | 081 | 14 | FUEL PUMP FUSE TO SWITCH |
| 7 | BROWN | 504 | 16 | CAB FIELD LIGHT TO SWITCH |
| 8 | RED | 22 | 14 | HOME LIGHT POWER RADIO MEMORY TO NON SWITCHED POWER IN DIS. BOX |
| 9 | RED | 029 | 14 | STROBE FUSE TO SWITCH |
| 10 | BROWN | 507 | 12 | CAB FIELD LIGHTS |
| 11 | ORANGE | 01 | 14 | 4X4 SWITCH TO RELAY |
| 12 | BROWN | 526 | 12 | CAB ROAD LIGHTS |
| 13 | GREEN | 91 | 14 | FUSE TO LIGHTING SWITCHES |
| 14 | BLACK | 20 | 12 | GROUND |
| 15 | BROWN | 503 | 16 | CAB ROAD LIGHT SWITCH |
| 16 | | | | |
| 17 | BLACK | 0012 | 14 | 2-SPEED/4X4 FUSE TO SWITCH |
| 18 | RED | 18 | 12 | WIPER MOTOR POWER |
| 19 | PURPLE | 23 | 16 | POWER TO OVERHEAD BUZZERS/LIGHTS |

PLUG #4 (31 PIN) TO RELAY PANEL

| PIN | COLOR | NUMBER | GAUGE WIRE | DESCRIPTION |
|-----|--------|--------|------------|--|
| 1 | BLACK | 059 | 16 | BRAKE SWITCH TO FOOT SWITCH |
| 2 | WHITE | 61 | 16 | CROSS PRESSURE SWITCH TO LIGHT AND BUZZER |
| 3 | YELLOW | 36 | 16 | RIGHT WORK LIGHT SWITCH TO RELAY |
| 4 | ORANGE | 036 | 16 | LEFT WORK LIGHT TO RELAY |
| 5 | PURPLE | 094 | 16 | ROAD LIGHT SWITCH TO RELAY |
| 6 | BROWN | 06 | 16 | BACK-UP LIGHTS TO RELAY |
| 7 | PURPLE | 94 | 14 | ROAD LIGHTS FROM RELAY TO CAB CONECTOR #6 |
| 8 | RED | 29 | 14 | STROBE SWITCH TO LIGHTS |
| 9 | ORANGE | 57 | 14 | STONE BOX OPEN |
| 10 | PURPLE | 58 | 14 | STONE BOX CLOSE |
| 20 | BROWN | 6 | 14 | BACK-UP LIGHTS |
| 21 | YELLOW | 90 | 14 | WORK LIGHTS |
| 22 | BLUE | 006 | 14 | SIGNAL FROM BACK UP SWITCH |
| 23 | BLUE | 6 | 14 | POWER TO BACK UP SWITCH |
| 24 | RED | 015 | 14 | FOOT SWITCH TO SMX |
| 25 | ORANGE | 01 | 14 | 4X4 |
| 11 | GREEN | 11 | 14 | CUMMINS "START" FROM START SOLINOID TO POWERVIEW HARNESS |
| 12 | PURPLE | 22 | 14 | CUMMINS "KEY" FROM JD KEY ON SWITCH TO POWERVIEW HARNESS |
| 13 | GREEN | 56 | 14 | CROSS UP |
| 14 | YELLOW | 55 | 14 | CROSS DOWN |
| 15 | YELLOW | 89 | 14 | POWER TO MASTER |
| 16 | WHITE | 85 | 14 | POWER TO ACC. AND CYLINDERS |
| 17 | ORANGE | 98 | 14 | SIDE LEVELING UP |
| 18 | BLACK | 11 | 14 | SIDE LEVELING DOWN |
| 19 | ORANGE | 144 | 14 | NUTRAL SWITCH |
| 26 | ORANGE | 143 | 14 | NUTRAL SWITCH |
| 27 | RED | 11 | 14 | FRONT LEVELING UP |
| 28 | BROWN | 63 | 14 | FRONT LEVELING DOWN |
| 29 | PURPLE | 74 | 14 | PUSH |
| 30 | ORANGE | 75 | 14 | PULL |
| 31 | BROWN | | 14 | OVERHEAD EXTRA WIRE |

LOOP
SPLICE

LOOP
LOOP
LOOP
LOOP
LOOP
LOOP

PLUG #6 (31 PIN) TO FRONT

| PIN | COLOR | NUMBER | GAUGE WIRE | DESCRIPTION |
|-----|--------|--------|------------|----------------------------|
| 1 | YELLOW | 52 | 14 | FRLASHER SWITCH TO LIGHTS |
| 2 | RED | 29 | 14 | STROBE SWITCH TO LIGHTS |
| 3 | RED | 66 | 14 | LEFT SECONDARY SPEED UP |
| 4 | WHITE | 67 | 14 | LEFT SECONDARY SPEED DOWN |
| 5 | GREEN | 68 | 14 | RIGHT SECONDARY SPEED UP |
| 6 | BLACK | 69 | 14 | RIGHT SECONDARY SPEED DOWN |
| 7 | PRUPLE | 70 | 14 | LEFT SHACKER SPEED UP |
| 9 | YELLOW | 71 | 14 | LEFT SHAKER SPEED DOWN |
| 11 | RED | 72 | 14 | RIGHT SHAKER SPEED UP |
| 13 | RED | 73 | 14 | RIGHT SHAKER SPEED DOWN |
| 15 | YELLOW | 05 | 14 | SHAKERS ON (PURPLE 69) |
| 17 | RED | 99 | 14 | CROSS REVERS (YELLOW 15) |
| 19 | PURPLE | 94 | 14 | HEAD LIGHTS FROM RELAY |
| 14 | | | | |
| 15 | | | | |
| 16 | | | | |
| 17 | | | | |
| 18 | | | | |
| 19 | | | | |
| 20 | | | | |
| 21 | | | | |
| 22 | | | | |
| 23 | | | | |
| 24 | | | | |
| 25 | | | | |
| 26 | | | | |
| 27 | | | | |
| 28 | | | | |
| 29 | | | | |
| 30 | | | | |
| 31 | ORANGE | | 14 | OVERHEAD EXTRA WIRE |

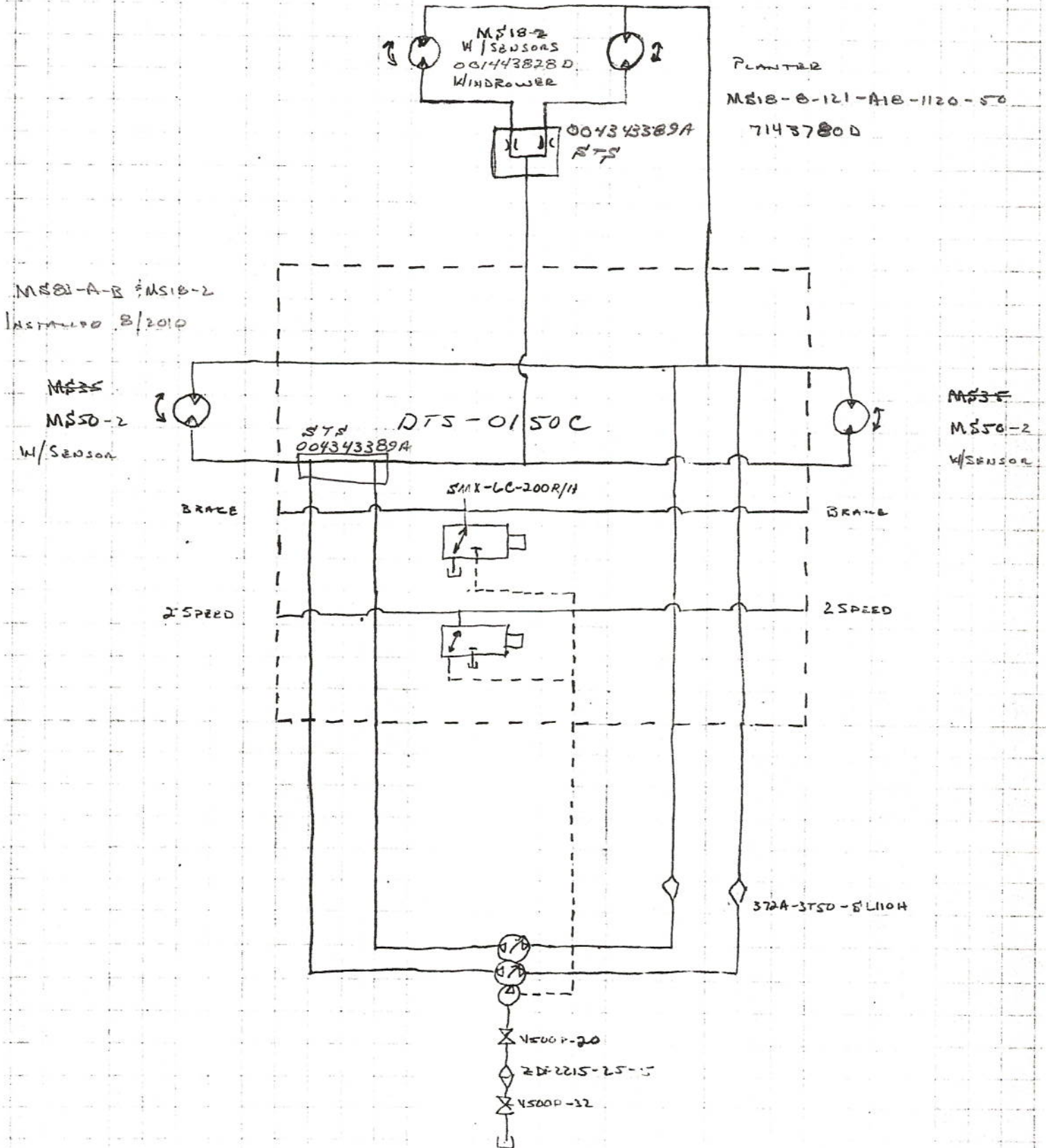
splice
splice

LOOP

| PLUG #5 (12 PIN) FRONT OF CAB | | | | |
|-------------------------------|-------|--------|------------|---|
| PIN | COLOR | NUMBER | GAUGE WIRE | DESCRIPTION |
| 1 | RED | 11 | 14 | NON KEY ON POWER TO IGNITION SWITCH |
| 2 | M.T. | M.T. | M.T. | CAVITY PLUG |
| 3 | RED | 13 | 14 | KEY SWITCH TO MAIN POWER RELAYS |
| 4 | WHITE | 104 | 14 | CLUTCH SWITCH N.C. TO RELAY |
| 5 | BLACK | 059 | 14 | BRAKE SWITCH TO CLUTCH SWITCH N.O. POSITION |
| 6 | M.T. | M.T. | M.T. | CAVITY PLUG |
| 7 | RED | 15 | 14 | CLUTCH SWITCH N.C. TO BRAKE PRESSURE SWITCH |
| 8 | M.T. | M.T. | M.T. | CAVITY PLUG |

| PLUG #7 for foot switches | | | | |
|---------------------------|--------|--------|------------|---|
| PIN | COLOR | NUMBER | GAUGE WIRE | DESCRIPTION |
| 1 | RED | 52 | 14 | POWER TO FOOT SWITCHES FROM FUSE |
| 2 | PURPLE | 83 | 16 | CERNTER SWITCH TO RELAYS FOR REAR STEER |
| 3 | BLUE | 55 | 16 | LEFT CRAB TO REAR STEERING |
| 4 | ORANGE | 56 | 16 | RIGHT CRAB TO REAR STEERING |
| 5 | GREEN | 155 | 16 | LEFT SECONDARY REVERSING |
| 6 | GREEN | 0155 | 16 | RIGHT SECONDARY REVERSING |
| 7 | BROWN | 153 | 16 | LEFT PRIMARY REVERSING (N.C.) |
| 8 | ORANGE | 154 | 16 | RIGHT PRIMARY REVERSING (N.C.) |
| 9 | YELLOW | 156 | 16 | LEFT PRIMARY REVERSING FOR UPGRADED VALVEING (N.O.) |
| 10 | RED | 157 | 16 | RIGHT PRIMARY REVERSING FOR UPGRADED VALVING (N.C.) |
| 11 | BLACK | 0 | 14 | GROUND |
| 12 | M.T. | M.T. | M.T. | CAVITY PLUG |

1998 SELF-PROPELLED HARVESTER GROUND DRIVE
DTS-0150C

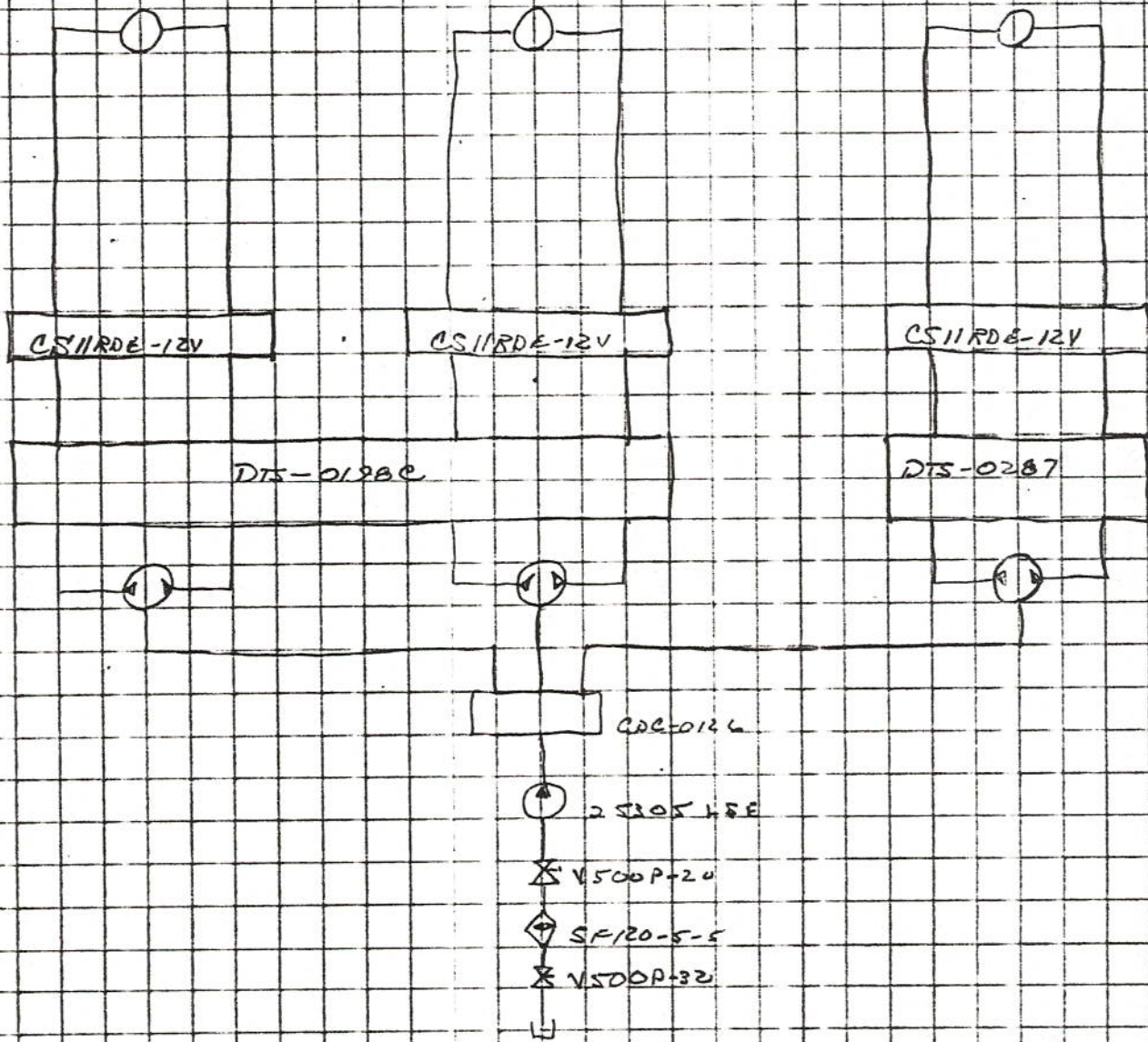


1998 BRSP Wireless Power Unit

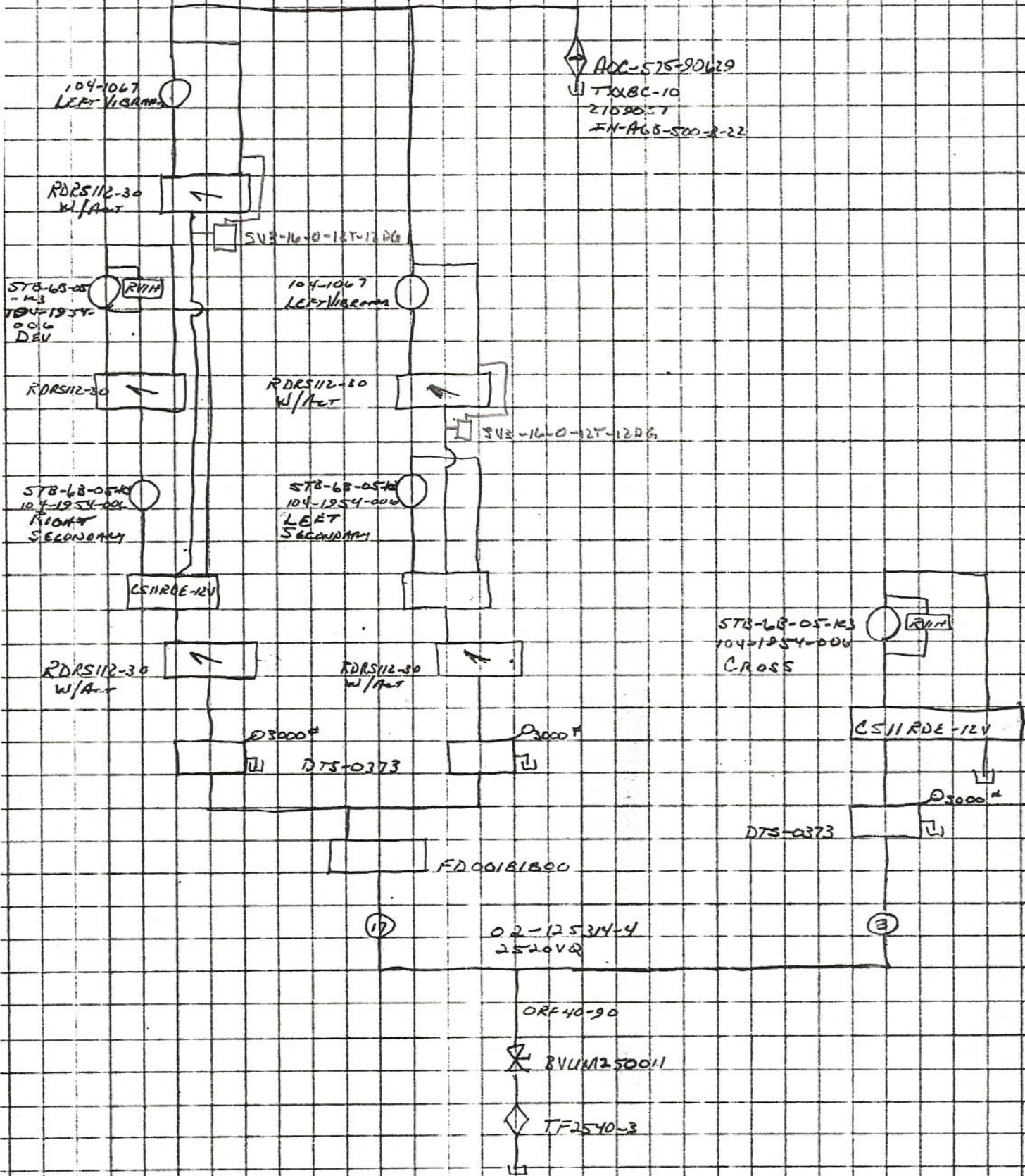
LEFT PRIMARY
 JTB-68-05-K3
 104-1951-006

RIGHT PRIMARY
 JTB-68-05-K3
 104-1951-006


CENTER PRIMARY
 112-1066



1998 BRSP WINDPOWER POWER UNIT



1998 BRSA WINDROWER POWER UNIT



PN600S

MV5-SI-14A-3-SC-120

CRVS-10-8-BT-20/23

SIDE LEVEL W4
2 CTR50-3006

PUSH/PULL
2 TR50-3008

PN000S

MV5-SI-14A-4-SC-120

SIDE COULTER
CROSS RISE/LOWER
CROSS DISCHARGE

PN100S

MV5-SI-14A-7-SC-120

STONE BOXES
2-CTR50-2008

LEFT GAUGE WHEEL
CTR50-2006

CENTER GAUGE WHEEL
CTR50-2006

RIGHT GAUGE WHEEL
CTR50-2006

COUNTER
CTR50-2006

RIGHT REAR
2-TR50-3008

LEFT REAR
2-TR50-3008

MV4-15A-270
REAR STEER

CRVS-10-5-BT-20/23

SPL-3016

712-1087
204-1078

SPL-3016

ADC-575-90620

130-114

RVIH

3000A

5B9734
PVE21-L

45002-32

TR203A-3

14